



**SHELBY CITY SCHOOLS
JUNE 2020**

**SUMMARY FINANCIAL STATEMENTS
FOR JULY 27, 2020 BOARD MEETING**

CONTENTS:

Cash Reconciliation	1
Cash Balances	2 & 3
June Comparison from 2011 through 2020.....	4
Comparison Graphs.....	5 & 6
Treasurer's Discussion and Analysis	

*DISBURSEMENT SUMMARY REPORT (CHECKS MONTH OF JUNE 2020)

*RECEIPTS LEDGER REPORT (REVENUE MONTH OF JUNE 2020)

Barbara J. Donohue, Treasurer

SHELBY CITY SCHOOLS
June 2020

GROSS DEPOSITORY BALANCES:

Payroll Clearance Account	\$25,300.96
Civista Bank - Horner Account .20%	23,783.68
Richland Bank Operating - 0%	1,376,205.44
Online Payment Account	\$ 1,027.00

TOTAL DEPOSITORY BALANCES	\$1,426,317.08
----------------------------------	-----------------------

ADJUSTMENTS TO BANK BALANCE:

Outstanding Checks	(\$40,651.73)
In Transit	

TOTAL ADJUSTMENTS TO BANK BALANCE	(40,651.73)
--	--------------------

OPERATING INVESTMENTS:

STAROhio - Operating Account	7,744,582.04
Scholarship CDs	\$101,304.27
Mechanics Bank CD	\$245,604.89
General Fund CD;	264,269.89
Richland Bank CDARS Portfolio;	\$1,254,000.00
Meeder Operating	\$ 7,558,756.97

TOTAL OPERATING INVESTMENTS	\$17,168,518.06
------------------------------------	------------------------

Star Meeder Operating	\$ 596,256.66
STAROhio - Bond Retirement Account 2.51%	\$ 588,919.71
Meeder COPS	\$ 18,817,394.02
Huntington (Trustee COPS)	\$ 145,941.65

TOTAL PROJECT FUNDS ON HAND	\$20,148,512.04
------------------------------------	------------------------

CASH ON HAND:

Petty Cash & Change	0.00
Athletic Checking	\$0.00

TOTAL CASH ON HAND	\$0.00
---------------------------	---------------

TOTAL BANK BALANCE	\$38,702,695.45
---------------------------	------------------------

TOTAL BOOK BALANCE	\$38,702,695.45
---------------------------	------------------------

INTEREST EARNED

Total GF investment income FY20 to date:	\$ 212,040.49
Same period FY 19:	\$ 291,288.24
Same period FY 18:	\$ 150,399.14
Same period FY 17:	\$ 59,716.80

SHELBY CITY SCHOOLS
June 30, 2020

FUND	CASH BALANCE	ENCUMBRANCES	UNENCUMBERED BALANCE
001 UNRESERVED GENERAL FUND	\$ 11,843,725.73	\$ 406,469.95	\$ 11,437,255.78
RESERVED GENERAL FUNDS			
Huntington (COPS Trustee)	\$ 145,941.65		\$ 145,941.65
001 9018-19-20 Textbook & Inst. Supply Set-Aside	\$ 66,949.17	\$ 28,885.82	\$ 38,063.35
001 9007 FEMA Transfer/ Set-Aside	\$ 203,131.81	\$ -	\$ 203,131.81
	<u>\$ 416,022.63</u>	<u>\$ 28,885.82</u>	<u>\$ 387,136.81</u>
PROJECT FUNDS			
002 High School Bond Retirement	\$ 1,252,226.44	\$ -	\$ 1,252,226.44
004 Locally Funded Initiatives (BAB)	\$ -	\$ -	\$ -
034 Project Maintenance Fund	\$ 266,016.07	\$ 17,131.35	\$ 248,884.72
	<u>\$ 1,518,242.51</u>	<u>\$ 17,131.35</u>	<u>\$ 1,501,111.16</u>
SPECIAL REVENUE			
018 HS Principal's Fund	\$ 5,493.51	\$ 2,314.47	\$ 3,179.04
018 Auburn Principal's Fund	\$ 40,586.03	\$ 15,167.53	\$ 25,418.50
018 Central Principal's Fund	\$ -	\$ -	\$ -
018 Dowds Principal's Fund	\$ 1,875.33	\$ 309.98	\$ 1,565.35
018 Middle School Principal's Fund	\$ 104,966.78	\$ 2,540.96	\$ 102,425.82
019 Local Grants	\$ 28,868.05	\$ 1,214.20	\$ 27,653.85
022 Trust & Flower Funds	\$ 11,949.88	\$ 3,820.59	\$ 8,129.29
401 St. Mary Auxiliary	\$ 25,396.67	\$ 14,207.73	\$ 11,188.94
401 Sacred Heart Auxiliary	\$ 18,935.52	\$ 10,692.03	\$ 8,243.49
TOTAL SPECIAL REVENUE	<u>\$ 238,071.77</u>	<u>\$ 50,267.49</u>	<u>\$ 187,804.28</u>
STATE GRANTS			
451 OneNet Ohio	\$ -	\$ -	\$ -
467 Student Wellness and Success Funds	\$ 438,540.01	\$ 5,396.78	\$ 433,143.23
499 School Safety grant	\$ -	\$ -	\$ -
499 Secondary Transition Grant	\$ -	\$ -	\$ -
TOTAL STATE GRANTS	<u>\$ 438,540.01</u>	<u>\$ 5,396.78</u>	<u>\$ 433,143.23</u>
FEDERAL GRANTS			
516 IDEA B	\$ 34,870.81	\$ 6,552.67	\$ 28,318.14
572 Title I Targeted Assistance	\$ 25,472.20	\$ 1,305.24	\$ 24,166.96
587 IDEA Early Childhood (Preschool)	\$ 1,894.00	\$ 1,500.00	\$ 394.00
590 Title II A Improving Teacher Quality	\$ 10,755.35	\$ 9,473.60	\$ 1,281.75
599 Title IVA Student Support	\$ 640.93	\$ 640.93	\$ -
TOTAL FEDERAL GRANTS	<u>\$ 73,633.29</u>	<u>\$ 19,472.44</u>	<u>\$ 54,160.85</u>
CAPITAL PROJECTS			
010 OFCC	\$ 19,163,164.35	\$ 2,488,345.73	\$ 16,674,818.62
003 'Old' PI	\$ 179,861.90	\$ 35,263.56	\$ 144,598.34
003 August 2010 PI	\$ 259,896.31	\$ -	\$ 259,896.31
070 Capital Projects	\$ 2,600,000.00		\$ 2,600,000.00
003 Permanent Improvement	<u>\$ 22,202,922.56</u>	<u>\$ 2,523,609.29</u>	<u>\$ 19,679,313.27</u>

SHELBY CITY SCHOOLS
June 30, 2020

FUND	CASH BALANCE	ENCUMBRANCES	UNENCUMBERED BALANCE
ACTIVITY FUNDS			
300 Athletic Fund	\$ 49,539.10	\$ 7,603.54	\$ 41,935.56
300 Instrumental Music	\$ 6,375.00	\$ -	\$ 6,375.00
300 Tournament Account	\$ 2,907.11	\$ -	\$ 2,907.11
300 Sr. High Arts Fund	\$ 537.36	\$ -	\$ 537.36
TOTAL ACTIVITY FUNDS	\$ 59,358.57	\$ 7,603.54	\$ 51,755.03
ENTERPRISE			
006 Cafeteria	\$ 213,970.68	\$ 21,146.56	\$ 192,824.12
TRUST FUNDS			
007 Scholarship & Memorial Funds	\$ 252,970.52	\$ 2,616.67	\$ 250,353.85
008 Endowment & Scholarship Funds	\$ 265,243.63	\$ 2,000.00	\$ 263,243.63
TOTAL TRUST FUNDS	\$ 518,214.15	\$ 4,616.67	\$ 513,597.48
CONSUMMABLE FEES			
009 Classroom Supplies & Workbooks, Sr. High	\$ 21,806.61	\$ 834.48	\$ 20,972.13
009 Classroom Supplies & Workbooks, Middle School	\$ 48,736.17	\$ -	\$ 48,736.17
009 Classroom Supplies - Auburn	\$ 6,627.89	\$ -	\$ 6,627.89
009 Classroom Supplies Central	\$ -	\$ -	\$ -
009 Classroom Supplies - Dowds	\$ 1,528.69	\$ 2,411.33	\$ (882.64)
009 Classroom Supplies - Preschool	\$ 80,312.68	\$ 1,477.61	\$ 78,835.07
TOTAL CONSUMMABLE FEES	\$ 159,012.04	\$ 4,723.42	\$ 154,288.62
ROTARY FUNDS			
014 Internal Service	\$ 511.04	\$ -	\$ 511.04
TOTAL ROTARY FUNDS	\$ 511.04	\$ -	\$ 511.04
024 EMPLOYEE HEALTH LIABILITY	\$ 776,871.13	\$ -	\$ 776,871.13
TRUST AND AGENCY			
200 Post Prom Activity Fund	\$ 385.48	\$ -	\$ 385.48
200 Mad Dog Gym	\$ 1,789.69	\$ -	\$ 1,789.69
201 Class of 2016	\$ 1,219.64	\$ -	\$ 1,219.64
200 Middle School Athletics	\$ -	\$ -	\$ -
200 Whippet Theatre	\$ 9,559.65	\$ 4,600.02	\$ 4,959.63
200 FFA	\$ 53,209.09	\$ 12,439.34	\$ 40,769.75
200 International Club	\$ 592.23	\$ -	\$ 592.23
200 Interact	\$ 1,700.64	\$ 16.83	\$ 1,683.81
200 Middle, High, Central & Dowds School Student Council	\$ 11,026.04	\$ 3,521.72	\$ 7,504.32
200 Gold	\$ 1,098.91	\$ -	\$ 1,098.91
200 Publications	\$ 15,409.83	\$ 1,319.00	\$ 14,090.83
200 Whippet News	\$ 415.56	\$ -	\$ 415.56
200 Destination Stardom	\$ 7,546.14	\$ 11.24	\$ 7,534.90
200 Middle School Yearbook	\$ 2,965.02	\$ -	\$ 2,965.02
200 Special Ed.	\$ 394.38	\$ 394.38	\$ -
200 Guidance	\$ 1,698.93	\$ -	\$ 1,698.93
200 Class of 2013	\$ 1,525.71	\$ 800.00	\$ 725.71
200 Middle School Library	\$ 3,356.54	\$ 189.17	\$ 3,167.37


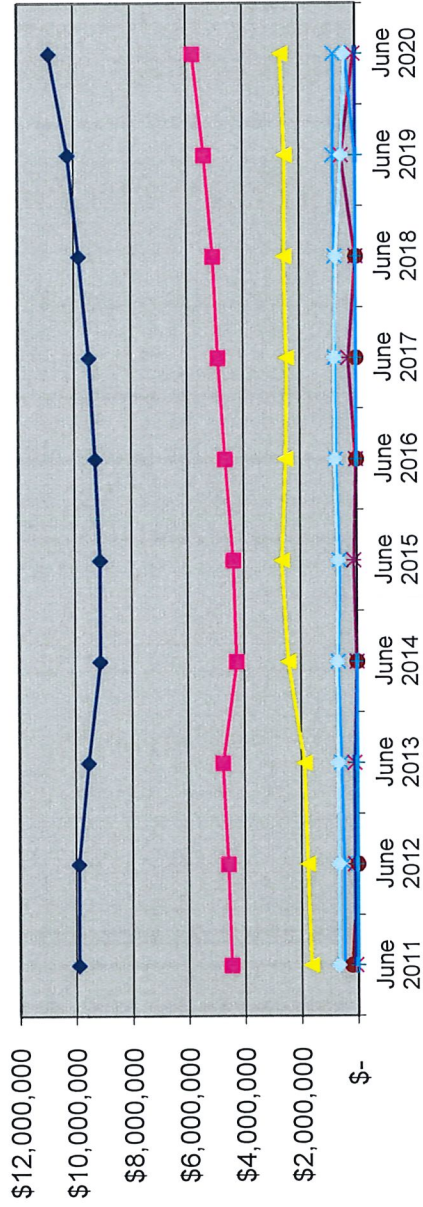
SHELBY CITY SCHOOLS
June 30, 2020

FUND	CASH BALANCE	ENCUMBRANCES	UNENCUMBERED BALANCE
200 Class of 2017	\$ 565.80	\$ -	\$ 565.80
200 Class of 2018	\$ 702.08	\$ -	\$ 702.08
200 Class of 2019	\$ 2,534.84	\$	\$ 2,534.84
200 Class of 2020	\$ 646.53	\$ 610.53	\$ 36.00
200 Class of 2021	\$ 1,758.44	\$ 675.00	\$ 1,083.44
200 Class of 2022	\$ 846.00	\$ -	\$ 846.00
200 Class of 2023	\$ 488.00	\$	\$ 488.00
200 Junior Statesmen	\$ -	\$ -	\$ -
200 SMS Eco Warriors	\$ 1,535.00	\$ -	\$ 1,535.00
TOTAL TRUST AND AGENCY	\$ 122,970.17	\$ 24,577.23	\$ 98,392.94
TOTAL CASH	\$ 38,582,066.28	\$ 3,113,900.54	\$ 35,468,165.74

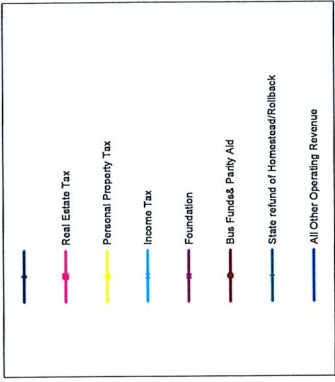
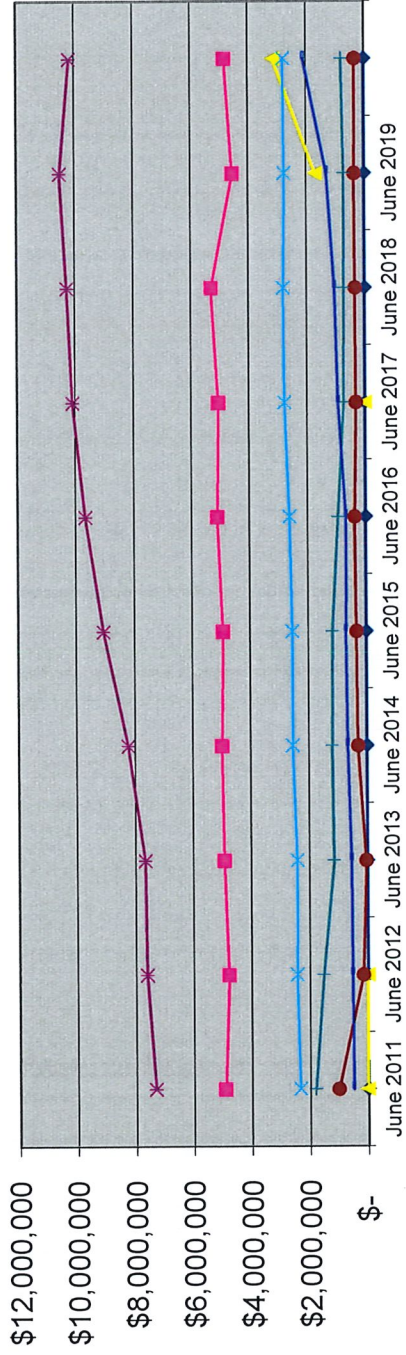
SHELBY CITY SCHOOLS

	June 2011	June 2012	June 2013	June 2014	June 2015	June 2016	June 2017	June 2018	June 2019	June 2020
REVENUES										
1.010 Real Estate Tax	\$ 4,925,746	\$ 4,778,277	\$ 4,926,533	\$ 4,986,766	\$ 4,930,806	\$ 5,106,628	\$ 5,051,382	\$ 5,292,355	\$ 4,543,133	\$ 4,818,471
1.020 Personal Property Tax	\$ 21,234	\$ 2,445,029	\$ 2,432,044	\$ 2,571,360	\$ 2,555,618	\$ 2,628,984	\$ 2,789,599	\$ 2,817,800	\$ 1,693,010	\$ 3,146,627
1.030 Income Tax	\$ 2,354,944	\$ 7,617,973	\$ 7,668,299	\$ 8,239,402	\$ 9,066,224	\$ 9,669,317	\$ 10,094,361	\$ 10,274,580	\$ 2,776,330	\$ 2,800,881
1.035 Foundation	\$ 7,328,306	\$ 158,445	\$ 42,492	\$ 296,883	\$ 328,514	\$ 375,854	\$ 309,346	\$ 322,370	\$ 10,514,702	\$ 10,178,403
1.040 Bus Funds& Parity Aid	\$ 1,018,867	\$ 1,536,225	\$ 1,163,517	\$ 1,206,695	\$ 1,185,138	\$ 961,132	\$ 746,315	\$ 735,165	\$ 347,126	\$ 319,745
1.050 State refund of Homestead/Rollback	\$ 1,822,502	\$ 529,719	\$ 554,957	\$ 662,343	\$ 703,161	\$ 677,846	\$ 927,350	\$ 1,034,791	\$ 708,855	\$ 785,025
1.060 All Other Operating Revenue	\$ 501,930	\$ 17,065,938	\$ 16,777,842	\$ 17,963,449	\$ 18,769,461	\$ 19,419,761	\$ 19,918,353	\$ 20,477,061	\$ 1,311,087	\$ 2,099,430
Subtotal Operating Revenue	\$ 17,973,529	\$ 17,065,938	\$ 16,777,842	\$ 17,963,449	\$ 18,769,461	\$ 19,419,761	\$ 19,918,353	\$ 20,477,061	\$ 21,894,243	\$ 24,148,583
2.050 Advances in	\$ -	\$ -	\$ -	\$ -	\$ -	\$ -	\$ -	\$ -	\$ -	\$ 89,741
2.060 Other Non-Operating Revenue	\$ 82,729	\$ 65,748	\$ 102,413	\$ 121,961	\$ 190,245	\$ 71,540	\$ 94,915	\$ 155,574	\$ 70,001	\$ 268,525
Subtotal Non-operating Revenue	\$ 82,729	\$ 65,748	\$ 102,413	\$ 121,961	\$ 190,245	\$ 71,540	\$ 94,915	\$ 155,574	\$ 70,001	\$ 358,266
TOTAL REVENUE	\$ 18,056,258	\$ 17,131,686	\$ 16,880,255	\$ 18,085,410	\$ 18,959,706	\$ 19,491,301	\$ 20,013,268	\$ 20,632,635	\$ 21,964,244	\$ 24,506,849
EXPENDITURES										
3.010 Personal Services	\$ 9,908,725	\$ 9,892,850	\$ 9,538,472	\$ 9,120,271	\$ 9,101,937	\$ 9,268,761	\$ 9,470,573	\$ 9,821,981	\$ 10,212,120	\$ 10,852,275
3.020 Employee Benefits	\$ 4,476,414	\$ 4,582,976	\$ 4,770,369	\$ 4,267,443	\$ 4,372,910	\$ 4,648,469	\$ 4,896,373	\$ 5,066,495	\$ 5,367,915	\$ 5,763,311
3.030 Purchased Services	\$ 1,655,605	\$ 1,777,302	\$ 1,874,950	\$ 2,439,419	\$ 2,656,285	\$ 2,515,249	\$ 2,467,391	\$ 2,542,111	\$ 2,514,530	\$ 2,639,751
3.040 Supplies and Materials	\$ 483,670	\$ 486,088	\$ 565,144	\$ 674,933	\$ 616,934	\$ 720,059	\$ 742,902	\$ 741,350	\$ 796,805	\$ 773,119
3.050 Capital Outlay	\$ 77,513	\$ 106,753	\$ 106,392	\$ 7,155	\$ 100,160	\$ 19,772	\$ 269,538	\$ 10,932	\$ 507,037	\$ 69,458
Debt Service: Principal Notes	\$ 220,000	\$ -	\$ -	\$ -	\$ -	\$ -	\$ -	\$ -	\$ -	\$ -
Debt Service: Principal State Advanments	\$ -	\$ -	\$ -	\$ -	\$ -	\$ -	\$ -	\$ -	\$ -	\$ -
Debt Service: Principal HB 264 Loans/Notes	\$ 105,000	\$ 105,000	\$ 105,000	\$ -	\$ -	\$ -	\$ -	\$ -	\$ -	\$ -
Debt Service: Interest & Fiscal Charges	\$ 20,851	\$ 10,710	\$ 5,356	\$ -	\$ -	\$ -	\$ -	\$ -	\$ -	\$ 345,592
Other objects	\$ 677,804	\$ 665,201	\$ 681,200	\$ 695,828	\$ 662,045	\$ 758,902	\$ 773,215	\$ 723,334	\$ 503,871	\$ 382,553
Subtotal Operating Expenditures	\$ 17,625,582	\$ 17,626,880	\$ 17,646,883	\$ 17,205,049	\$ 17,510,271	\$ 17,931,212	\$ 18,619,992	\$ 18,906,203	\$ 19,902,278	\$ 20,826,059
5.010 Transfers-out	\$ -	\$ -	\$ -	\$ -	\$ -	\$ -	\$ -	\$ -	\$ -	\$ 3,663,702
5.020 Advances - out	\$ -	\$ -	\$ -	\$ -	\$ -	\$ -	\$ -	\$ -	\$ -	\$ 64,254
Subtotal Non-operating Expenditures	\$ -	\$ -	\$ -	\$ -	\$ -	\$ -	\$ -	\$ -	\$ 89,741	\$ 3,727,955
TOTAL EXPENDITURES	\$ 17,625,582	\$ 17,626,880	\$ 17,646,883	\$ 17,205,049	\$ 17,510,271	\$ 17,931,212	\$ 18,619,992	\$ 18,906,203	\$ 19,992,019	\$ 24,554,014
6.010 TOTAL REVENUES OVER/(UNDER) EXP.	\$ 430,676	\$ (495,194)	\$ (766,628)	\$ 880,361	\$ 1,449,435	\$ 1,560,089	\$ 1,393,276	\$ 1,726,432	\$ 1,972,225	\$ (47,165)
7.010 Beginning Cash Balance	\$ 4,450,467	\$ 4,881,089	\$ 4,385,894	\$ 3,619,261	\$ 4,499,629	\$ 5,949,062	\$ 7,509,151	\$ 8,902,430	\$ 10,628,859	\$ 12,306,679
7.020 Ending Cash Balance	\$ 4,881,143	\$ 4,385,895	\$ 3,619,266	\$ 4,499,622	\$ 5,949,064	\$ 7,509,151	\$ 8,902,427	\$ 10,628,862	\$ 12,601,084	\$ 12,259,513
8.010 Outstanding Encumbrances	\$ 133,150	\$ 148,734	\$ 166,062	\$ 144,216	\$ 68,843	\$ 230,467	\$ 81,176	\$ 454,465	\$ 380,353	\$ 455,356

Shelby City Schools Expense Comparisons Current & Previous Fiscal Year June



Shelby City Schools Revenue Comparisons Current and Previous Fiscal Year June



Reporting Period: June 2020 (FY 2020)
 Start Date: 06/01/2020
 End Date: 06/30/2020

SHELBY CITY SCHOOLS Receipts Ledger Report

Receipt #	Line #	Date	Type	Description	Full Account Code	Amount
Cash Account: 001-0000						
24988	3	6/5/2020	RC	TRANSPORTATION	001-1740-0000-0000000-002	\$ 50.00
24998	2	6/10/2020	RC	FARMERS BREAKFAST CUSTODIAN	001-1810-0000-0000000-006	206.55
25007	1	6/12/2020	RC	MOESC STRIVING READERS	001-1890-0000-0000000-000	14,936.29
25011	1	6/16/2020	RC	MANSFIELD CITY SCHOOLS TITLE I	001-1890-0000-0000000-000	761.48
25010	1	6/17/2020	RC	TOTAL FORMULA AID	001-3110-0000-0000000-000	651,273.90
25010	2	6/17/2020	RC	CAREER TECH.	001-3219-0000-0000000-000	3,820.61
25010	3	6/17/2020	RC	TRANSPORTATION	001-3110-0000-0000000-000	0.00
25010	12	6/17/2020	RC	OPEN ENROLLMENT RECEIPT	001-1227-0000-0000000-000	57,267.10
25010	14	6/17/2020	RC	OTHER ADJUSTMENTS	001-3110-0000-0000000-000	(237.37)
25010	18	6/17/2020	RC	SUBSIDY FOR HIGH PERFORMING	001-3110-0000-0000000-000	0.00
25010	19	6/17/2020	RC	JV01 FY 2019 SFPR ADJ	001-3110-0000-0000000-000	(4,796.18)
25010	20	6/17/2020	RC	ECONOMICALLY DISADVANTAGED FUN	001-3211-0000-0000000-000	25,245.95
25010	23	6/17/2020	RC	PRESCHOOL FUNDING	001-3110-0000-0000000-000	14,002.10
25010	24	6/17/2020	RC	SPECIAL ED. TRANSPORTATION	001-3110-0000-0000000-000	2,473.06
25010	28	6/17/2020	RC	JV 01/02/03 FY 17 SFPR ADJ.	001-3110-0000-0000000-000	0.00
25010	31	6/17/2020	RC	JV 25 FY 13 BRIDGE ADJUSTMENT	001-3110-0000-0000000-000	0.00
25010	32	6/17/2020	RC	JV98 SF6 EXCESS COST REV	001-1221-0000-0000000-000	620.19
25010	37	6/17/2020	RC	JV 01 FY 2019 SFPR ADJ.	001-3110-0000-0000000-000	0.00
25010	39	6/17/2020	RC	JV50 SB140 TUITION SF 14	001-1221-0000-0000000-000	176.31
25010	40	6/17/2020	RC	JV52 TUITION - SF14H	001-1223-0000-0000000-000	114.90
25010	41	6/17/2020	RC	JV91 College Credit Plus	001-3110-0000-0000000-000	0.00
25014	1	6/18/2020	RC	COL CRAWFORD	001-1890-0000-0000000-000	5,560.22
25015	1	6/22/2020	RC	MANSFIELD CITY TITLE	001-1890-0000-0000000-000	637.94
25015	2	6/22/2020	RC	PIONEER SUBS	001-1890-0000-0000000-000	793.48
Cash Account: 003-0000						\$ 772,906.53
25010	22	6/17/2020	RC	JV 42 TANG PERS. PROP.	003-3135-0000-0000000-000	0.00
Cash Account: 006-0000						\$ 0.00
24986	3	6/3/2020	RC	FOOD SERVICE STUDENT LUNCHES	006-1512-0000-0000000-002	47.80
24988	5	6/5/2020	RC	FOOD SERVICE STUDENT LUNCHES	006-1512-0000-0000000-002	5.00
24996	3	6/9/2020	RC	FOOD SERVICE LUNCH ACCT	006-1512-0000-0000000-002	19.25
25006	1	6/11/2020	RC	2036,2037,2040,2041,2046,2047	006-1590-0000-0000000-000	969.25
25012	14	6/11/2020	RC	other receipts (farmers share)	006-1590-0000-0000000-000	239.80
25009	1	6/15/2020	RC	NSLP LUNCH	006-4120-0000-0000000-000	971.46
25009	2	6/15/2020	RC	COVID - 19	006-4120-0000-0000000-000	47,323.98
25009	3	6/15/2020	RC	COVID - 19	006-4120-0000-0000000-000	30,531.60
25019	1	6/24/2020	RC	shs-other(pto/tuby/boosters)	006-1590-0000-0000000-000	1,289.89
25020	1	6/24/2020	RC	shs-k-city(april/may)	006-1590-0000-0000000-000	2,554.00

Reporting Period: June 2020 (FY 2020)
 Start Date: 06/01/2020
 End Date: 06/30/2020

SHELBY CITY SCHOOLS Receipts Ledger Report

Receipt #	Line #	Date	Type	Description	Full Account Code	Amount
Cash Account:	008-9001					
24993	1	6/5/2020	RC	FIRST ENERGY DIVIDENDS	008-1410-9001-000000-000	\$ 207.87
						\$ 207.87
Cash Account:	009-0000					
24997	1	6/9/2020	RC	CREDIT RECOVERY	009-1790-0000-000000-001	200.00
25013	1	6/16/2020	RC	KEYSTONE FEES	009-1212-0000-000000-001	440.00
						\$ 640.00
Cash Account:	009-9200					
24986	2	6/3/2020	RC	SMS SCHOOL FEES	009-1710-9200-000000-002	40.00
24988	1	6/5/2020	RC	SCHOOL FEES	009-1710-9200-000000-002	140.00
24996	1	6/9/2020	RC	SCHOOL FEES	009-1710-9200-000000-002	330.00
						\$ 510.00
Cash Account:	009-9500					
24983	1	6/4/2020	RC	SCHOOL FEES	009-1710-9500-000000-005	960.00
						\$ 960.00
Cash Account:	009-9600					
24984	1	6/3/2020	RC	J TILTON	009-1219-9600-000000-016	100.00
24998	1	6/10/2020	RC	A MARETT ENROLLMENT	009-1710-9600-000000-016	10.00
						\$ 110.00
Cash Account:	018-9320					
24997	2	6/9/2020	RC	PRINCIPAL FUND	018-1820-9320-000000-000	10.00
						\$ 10.00
Cash Account:	018-9323					
24982	1	6/1/2020	RC	MILLIRON	018-1820-9323-000000-000	27.02
24995	1	6/8/2020	RC	LIBRARY	018-1620-9323-000000-000	30.00
						\$ 57.02
Cash Account:	018-9330					
24986	1	6/3/2020	RC	WASHINGTON DC	018-1890-9330-000000-000	5,422.60
24987	1	6/3/2020	RC	PRINCIPALS ACCT MILLIRON	018-1620-9330-000000-000	43.21
24988	4	6/5/2020	RC	STUDENT ACTIVITIES DC AND NUHOP	018-1890-9330-000000-000	197.00
24996	2	6/9/2020	RC	WASHINGTON DC	018-1890-9330-000000-000	435.70
25023	1	6/30/2020	RC	STUDENT ACT C GERSTER	018-1890-9330-000000-000	(526.50)
						\$ 5,572.01
Cash Account:	024-9002					
25004	1	6/16/2020	RC	Health Insurance Prem. July 20'	024-1870-9002-000000-000	289,016.61
						\$ 289,016.61
Cash Account:	034-9011					
25010	33	6/17/2020	RC	JV 70 Half Mill Equalization	034-3219-9011-000000-000	33,533.37
						\$ 33,533.37

Reporting Period: June 2020 (FY 2020)
 Start Date: 06/01/2020
 End Date: 06/30/2020

SHELBY CITY SCHOOLS Receipts Ledger Report

Receipt #	Line #	Date	Type	Description	Full Account Code	Amount
Cash Account: 24994	200-9245 1	6/8/2020	RC	YEARBOOK SALES	200-1620-9245-0000000-000	\$ 40.00 <u>\$ 40.00</u>
Cash Account: 24988	200-9248 2	6/5/2020	RC	SMS YEARBOOK	200-1620-9248-0000000-002	40.00 <u>\$ 40.00</u>
Cash Account: 24985	200-9802 1	6/3/2020	RC	ECO WHIPPETS 2020 SCHOOL GRANT RCSW	200-1620-9802-0000000-002	258.70 <u>\$ 258.70</u>
Cash Account: 25010	467-9020 4	6/17/2020	RC	STUDENT WELLNESS AND SUCCESS	467-3219-9020-0000000-000	
Cash Account: 24991	516-9020 1	6/3/2020	RC	PART 6B FLOW THRU FY 2020	516-4220-9020-0000000-000	71,992.36
25016	1	6/22/2020	RC	PART 6B FLOW THRU	516-4220-9020-0000000-000	26,501.64 <u>\$ 98,494.00</u>
Cash Account: 24992	572-9020 1	6/8/2020	RC	STUDENTS AT RISK TITLE I FY 20'	572-4220-9020-0000000-000	110,175.29
25018	1	6/22/2020	RC	STUDENTS AT RISK	572-4220-9020-0000000-000	24,166.96 <u>\$ 134,342.25</u>
Cash Account: 24989	590-9020 1	6/1/2020	RC	EDUCATOR QUALITY FY 2020	590-4220-9020-0000000-000	260.37
25017	1	6/22/2020	RC	TITLE IIA EDUCATOR QUALITY	590-4220-9020-0000000-000	1,281.75 <u>\$ 1,542.12</u>
Cash Account: 24990	599-9020 1	6/2/2020	RC	ACADEMIC ACHIEVEMENT	599-4220-9020-0000000-000	910.68 <u>\$ 910.68</u>
Grand Total						\$ 1,423,103.19

Reporting Period: June 2020 (FY 2020)
 Start Date: 06/01/2020
 End Date: 06/30/2020

SHELBY CITY SCHOOLS Disbursement Summary Report

Reference Number	Check Number	Type	Date	Name	Vendor #	Status	Reconcile Date	Void Date	Amount
30503	0	PAYROLL	6/5/2020	SHELBY CITY SCHOOLS		RECONCILED	6/30/2020		\$ 491,041.98
30504	0	PAYROLL	6/5/2020	SHELBY CITY SCHOOLS		RECONCILED	6/30/2020		5,268.00
30526	0	ACCOUNTS_PAYA BLE	6/4/2020	BS MEDIA PRODUCTIONS	2341	VOID		6/4/2020	1,200.00
30566	0	ACCOUNTS_PAYA BLE	6/11/2020	NICOLE STROME	2292	VOID		6/11/2020	220.00
30573	0	ACCOUNTS_PAYA BLE	6/11/2020	FRANKLIN COVEY CO	5586	VOID		6/11/2020	67,065.00
30602	0	ACCOUNTS_PAYA BLE	6/15/2020	STRS	900028	RECONCILED	6/30/2020		108,758.00
30603	0	ACCOUNTS_PAYA BLE	6/15/2020	SERS	900029	RECONCILED	6/30/2020		36,272.00
30514	78224	ACCOUNTS_PAYA BLE	6/4/2020	AMAZON	6304	RECONCILED	6/30/2020		2,096.51
30527	78225	ACCOUNTS_PAYA BLE	6/4/2020	BRICKER & ECKLER LLP	6034	RECONCILED	6/30/2020		2,615.50
30510	78226	ACCOUNTS_PAYA BLE	6/4/2020	G & L SUPPLY CO	381	RECONCILED	6/30/2020		984.90
30525	78227	ACCOUNTS_PAYA BLE	6/4/2020	GORDON FOOD SERVICE	1062	RECONCILED	6/30/2020		4,609.79
30515	78228	ACCOUNTS_PAYA BLE	6/4/2020	GRAINGER	4628	RECONCILED	6/30/2020		2,796.52
30524	78229	ACCOUNTS_PAYA BLE	6/4/2020	K-12 BUSINESS CONSULTING	2047	RECONCILED	6/30/2020		3,250.00
30522	78230	ACCOUNTS_PAYA BLE	6/4/2020	KELSTIN CONSTRUCTION	5588	RECONCILED	6/30/2020		890.00
30520	78231	ACCOUNTS_PAYA BLE	6/4/2020	LIBERTY MUTUAL INSURANCE CO.	9894	RECONCILED	6/30/2020		19,091.50
30521	78232	ACCOUNTS_PAYA BLE	6/4/2020	LUKACH SPEECH SERVICES LLC	756	RECONCILED	6/30/2020		850.00
30533	78233	ACCOUNTS_PAYA BLE	6/4/2020	MAHEK TROPHIES & AWARDS	536	RECONCILED	6/30/2020		290.45
30535	78234	ACCOUNTS_PAYA BLE	6/4/2020	MANSFIELD CITY SCHOOLS	1416	RECONCILED	6/30/2020		456.50
30517	78235	ACCOUNTS_PAYA BLE	6/4/2020	MANSFIELD HARDWARE & SUPPLY	5147	RECONCILED	6/30/2020		940.80
30516	78236	ACCOUNTS_PAYA BLE	6/4/2020	MOESC	7260	RECONCILED	6/30/2020		65.00
30512	78237	ACCOUNTS_PAYA BLE	6/4/2020	MUNICIPAL UTILITIES	95	RECONCILED	6/30/2020		14,354.57
30528	78238	ACCOUNTS_PAYA BLE	6/4/2020	NEFF COMPANY	199	RECONCILED	6/30/2020		105.95
30534	78239	ACCOUNTS_PAYA BLE	6/4/2020	ALLIANCE BILLING LLC	880476	RECONCILED	6/30/2020		239.41

Reporting Period: June 2020 (FY 2020)
 Start Date: 06/01/2020
 End Date: 06/30/2020

SHELBY CITY SCHOOLS Disbursement Summary Report

Reference Number	Check Number	Type	Date	Name	Vendor #	Status	Reconcile Date	Void Date	Amount
30532	78240	ACCOUNTS_PAYA BLE	6/4/2020	PC Parts Plus LLC	2872	RECONCILED	6/30/2020		\$ 239.94
30529	78241	ACCOUNTS_PAYA BLE	6/4/2020	PIVOT CREATES LLC	398	RECONCILED	6/30/2020		150.00
30519	78242	ACCOUNTS_PAYA BLE	6/4/2020	RENHILL HOLDINGS, INC.	1900	RECONCILED	6/30/2020		4,576.29
30509	78243	ACCOUNTS_PAYA BLE	6/4/2020	SCHOOL SPECIALTY INC	27	RECONCILED	6/30/2020		1,879.64
30536	78244	ACCOUNTS_PAYA BLE	6/4/2020	STATE OF OHIO UST FUND	3205	RECONCILED	6/30/2020		1,100.00
30530	78245	ACCOUNTS_PAYA BLE	6/4/2020	SUNGRAPHICS, INC	2325	RECONCILED	6/30/2020		1,412.40
30531	78246	ACCOUNTS_PAYA BLE	6/4/2020	SUPPORT OHIO SCHOOLS RESEARCH AND EDUCATION FOUNDATION	2342	RECONCILED	6/30/2020		500.00
30511	78247	ACCOUNTS_PAYA BLE	6/4/2020	TRACTOR SUPPLY CREDIT PLAN	7497	RECONCILED	6/30/2020		1,271.76
30513	78248	ACCOUNTS_PAYA BLE	6/4/2020	U.S. BANCORP EQUIPMENT FINANCE	880289	RECONCILED	6/30/2020		5,613.27
30518	78249	ACCOUNTS_PAYA BLE	6/4/2020	WALMART COMMUNITY BRC	3195	RECONCILED	6/30/2020		108.41
30523	78250	ACCOUNTS_PAYA BLE	6/4/2020	XTEK PARTNERS, INC.	7987	RECONCILED	6/30/2020		84,800.00
30537	78251	ACCOUNTS_PAYA BLE	6/8/2020	GARMANN MILLER	2306	RECONCILED	6/30/2020		41,788.11
30538	78252	ACCOUNTS_PAYA BLE	6/10/2020	SHELBY CITY BD OF EDUCAT	175	RECONCILED	6/30/2020		53.23
30581	78253	ACCOUNTS_PAYA BLE	6/11/2020	ALEXANDRA MITCHELL	2355	RECONCILED	6/30/2020		220.00
30551	78254	ACCOUNTS_PAYA BLE	6/11/2020	BAUMAN ORCHARDS, INC.	2070	RECONCILED	6/30/2020		832.00
30546	78255	ACCOUNTS_PAYA BLE	6/11/2020	BIOMEDICAL INSTRUMENTATI ON	7865	RECONCILED	6/30/2020		128.32
30570	78256	ACCOUNTS_PAYA BLE	6/11/2020	BRIAN NABORS	607	RECONCILED	6/30/2020		123.36
30554	78257	ACCOUNTS_PAYA BLE	6/11/2020	BSN SPORTS/ALL AMERICAN	1379	RECONCILED	6/30/2020		176.33
30541	78258	ACCOUNTS_PAYA BLE	6/11/2020	OHIO BUREAU OF WORKERS COMPENSATION	126	RECONCILED	6/30/2020		2,460.51
30542	78259	ACCOUNTS_PAYA BLE	6/11/2020	CATAPULT LEARNING WEST LLC	2873	RECONCILED	6/30/2020		3,572.90
30543	78260	ACCOUNTS_PAYA	6/11/2020	CARDMEMBERSH	9019	RECONCILED	6/30/2020		147.41

Reporting Period: June 2020 (FY 2020)
 Start Date: 06/01/2020
 End Date: 06/30/2020

SHELBY CITY SCHOOLS Disbursement Summary Report

Reference Number	Check Number	Type	Date	Name	Vendor #	Status	Reconcile Date	Void Date	Amount
30553	78261	BLE ACCOUNTS_PAYA	6/11/2020	IP SERVICE COOPER ENTERPRISES	1394	RECONCILED	6/30/2020		\$ 877.17
30544	78262	BLE ACCOUNTS_PAYA	6/11/2020	113 ACE HARDWARE	1983	RECONCILED	6/30/2020		284.29
30568	78263	BLE ACCOUNTS_PAYA	6/11/2020	EDUCERE, LLC	1990	RECONCILED	6/30/2020		1,546.00
30580	78264	BLE ACCOUNTS_PAYA	6/11/2020	FRANKLIN COVEY CO	5586	RECONCILED	6/30/2020		67,065.00
30572	78265	BLE ACCOUNTS_PAYA	6/11/2020	G & L SUPPLY CO	381	RECONCILED	6/30/2020		189.66
30567	78266	BLE ACCOUNTS_PAYA	6/11/2020	GLEN'S SURPLUS SALES INC	1352	RECONCILED	6/30/2020		99.92
30569	78267	BLE ACCOUNTS_PAYA	6/11/2020	GORDON FOOD SERVICE	1062	RECONCILED	6/30/2020		3,341.97
30540	78268	BLE ACCOUNTS_PAYA	6/11/2020	GRAINGER	4628	RECONCILED	6/30/2020		531.20
30564	78269	BLE ACCOUNTS_PAYA	6/11/2020	HEINEMANN	5511	RECONCILED	6/30/2020		10,357.94
30563	78270	BLE ACCOUNTS_PAYA	6/11/2020	INFINISOURCE	4939	RECONCILED	6/30/2020		828.75
30548	78271	BLE ACCOUNTS_PAYA	6/11/2020	JOSTENS	1843	RECONCILED	6/30/2020		1,946.69
30579	78272	BLE ACCOUNTS_PAYA	6/11/2020	KEITH R. SWISHER	4803	RECONCILED	6/30/2020		165.00
30571	78273	BLE ACCOUNTS_PAYA	6/11/2020	KELLER BROTHERS CONSTRUC	2227	RECONCILED	6/30/2020		4,880.00
30578	78274	BLE ACCOUNTS_PAYA	6/11/2020	KELSTIN CONSTRUCTION	5588	RECONCILED	6/30/2020		18,800.00
30576	78275	BLE ACCOUNTS_PAYA	6/11/2020	MEALS PLUS	880585	RECONCILED	6/30/2020		5,435.00
30550	78276	BLE ACCOUNTS_PAYA	6/11/2020	MEDCO SUPPLY CO	3519	RECONCILED	6/30/2020		294.23
30549	78277	BLE ACCOUNTS_PAYA	6/11/2020	MEGAN M. OWEN	2251	RECONCILED	6/30/2020		1,000.00
30577	78278	BLE ACCOUNTS_PAYA	6/11/2020	MOESC	7260	RECONCILED	6/30/2020		1,348.75
30565	78279	BLE ACCOUNTS_PAYA	6/11/2020	PIONEER CAREER & TECHNOLOGY	2970	RECONCILED	6/30/2020		3,031.60
30575	78280	BLE ACCOUNTS_PAYA	6/11/2020	NEFF COMPANY	199	RECONCILED	6/30/2020		730.00
30552	78281	BLE ACCOUNTS_PAYA	6/11/2020	ALFRED NICKLES BAKERY, INC.	144	RECONCILED	6/30/2020		138.94
30562	78282	BLE ACCOUNTS_PAYA	6/11/2020	ALLIANCE BILLING LLC	880476	OUTSTANDING			42.65
30557	78283	BLE ACCOUNTS_PAYA	6/11/2020	OHIO DEPT. OF	722	RECONCILED	6/30/2020		75.00

Reporting Period: June 2020 (FY 2020)
 Start Date: 06/01/2020
 End Date: 06/30/2020

SHELBY CITY SCHOOLS Disbursement Summary Report

Reference Number	Check Number	Type	Date	Name	Vendor #	Status	Reconcile Date	Void Date	Amount
30574	78284	BLE	6/11/2020	AG READING VENTURE ONE	5260	RECONCILED	6/30/2020		\$ 1,275.00
30547	78285	BLE	6/11/2020	RUMPKE WASTE & RECYCLING	7683	RECONCILED	6/30/2020		1,083.20
30539	78286	BLE	6/11/2020	SCHOOL SPECIALTY INC	27	RECONCILED	6/30/2020		1,012.43
30558	78287	BLE	6/11/2020	SHELBY CITY BD OF EDUCAT	130	RECONCILED	6/30/2020		969.25
30556	78288	BLE	6/11/2020	SIESEL DISTRBUTING	880392	RECONCILED	6/30/2020		3,008.50
30560	78289	BLE	6/11/2020	SMITH FOODS INC	146	RECONCILED	6/30/2020		4,339.99
30561	78290	BLE	6/11/2020	STAPLES ADVANTAGE	5542	RECONCILED	6/30/2020		42.52
30559	78291	BLE	6/11/2020	SUNRISE COOPERATIVE INC.	5842	RECONCILED	6/30/2020		4,602.63
30545	78292	BLE	6/11/2020	TIME WARNER CABLE-	6863	RECONCILED	6/30/2020		58.13
30555	78293	BLE	6/11/2020	NORTHEAST WALLACEPANCH ER GROUP	2329	RECONCILED	6/30/2020		3,500.00
30583	78294	BLE	6/11/2020	PIONEER CAREER AND	123	RECONCILED	6/30/2020		2,305.00
30582	78295	BLE	6/11/2020	LOWE'S COMPANIES INC	4054	RECONCILED	6/30/2020		500.35
30584	78296	REFUND	6/11/2020	SHELBY CITY BD OF EDUCAT	216	RECONCILED	6/30/2020		207.87
30585	78297	PAYROLL	6/19/2020	SHELBY CITY SCHOOLS		RECONCILED	6/30/2020		509,331.14
30592	78298	BLE	6/19/2020	AMERICAN UNITED LIFE INS. CO	805	OUTSTANDING			1,762.20
30589	78299	BLE	6/19/2020	SHELBY CITY SCHOOLS - SERS	1306	RECONCILED	6/30/2020		6,195.77
30588	78300	BLE	6/19/2020	SHELBY CITY SCHOOLS - STRS	1307	RECONCILED	6/30/2020		25,192.73
30590	78301	BLE	6/19/2020	TRUSTMARK HEALTH BENEFITS, INC	9047	RECONCILED	6/30/2020		15,150.31
30591	78302	BLE	6/19/2020	SHELBY CITY BD OF EDUC	9048	RECONCILED	6/30/2020		265,934.41
30587	78303	BLE	6/19/2020	SHELBY CITY BD OF EDUCATION	9074	RECONCILED	6/30/2020		7,202.76
30593	78304	BLE	6/19/2020	SHELBY CITY BD OF EDUCATION	9075	RECONCILED	6/30/2020		30.48
30586	78305	BLE	6/19/2020	VISION SERVICE	9083	OUTSTANDING			2,776.88

Reporting Period: June 2020 (FY 2020)
 Start Date: 06/01/2020
 End Date: 06/30/2020

SHELBY CITY SCHOOLS Disbursement Summary Report

Reference Number	Check Number	Type	Date	Name	Vendor #	Status	Reconcile Date	Void Date	Amount
30597	78306	BLE ACCOUNTS_PAYA	6/15/2020	PLAN-(OH) BRIDGET WILLIAMS	88	RECONCILED	6/30/2020		\$ 11.50
30599	78307	BLE ACCOUNTS_PAYA	6/15/2020	SHELLEY SCHROEDER	276	RECONCILED	6/30/2020		704.94
30598	78308	BLE ACCOUNTS_PAYA	6/15/2020	TRACY MATHYS	1175	RECONCILED	6/30/2020		55.78
30601	78309	BLE ACCOUNTS_PAYA	6/15/2020	JESSIE HUGGINS	2073	RECONCILED	6/30/2020		479.89
30595	78310	BLE ACCOUNTS_PAYA	6/15/2020	STEFANIE KELLENBERGER	2173	OUTSTANDING			8.98
30596	78311	BLE ACCOUNTS_PAYA	6/15/2020	CINDY GUERTLER	2255	RECONCILED	6/30/2020		8.98
30600	78312	BLE ACCOUNTS_PAYA	6/15/2020	JENNIFER HARVEY	5082	RECONCILED	6/30/2020		594.34
30594	78313	BLE ACCOUNTS_PAYA	6/15/2020	KELLIE SEIBERT	5428	RECONCILED	6/30/2020		379.60
30607	78314	BLE ACCOUNTS_PAYA	6/18/2020	ACACIA CENTER INC	2025	RECONCILED	6/30/2020		525.00
30614	78315	BLE ACCOUNTS_PAYA	6/18/2020	ACE DIGITAL ACADEMY	7883	RECONCILED	6/30/2020		22,535.00
30615	78316	BLE ACCOUNTS_PAYA	6/18/2020	AMAZON	6304	RECONCILED	6/30/2020		1,015.31
30617	78317	BLE ACCOUNTS_PAYA	6/18/2020	BSN SPORTS/ALL AMERICAN	1379	RECONCILED	6/30/2020		1,016.50
30624	78318	BLE ACCOUNTS_PAYA	6/18/2020	FRANKLIN COVEY CO	5586	RECONCILED	6/30/2020		714.00
30611	78319	BLE ACCOUNTS_PAYA	6/18/2020	G & L SUPPLY CO	381	RECONCILED	6/30/2020		7.35
30605	78320	BLE ACCOUNTS_PAYA	6/18/2020	GORDON FOOD SERVICE	1062	RECONCILED	6/30/2020		3,454.57
30619	78321	BLE ACCOUNTS_PAYA	6/18/2020	LAKESHORE LEARNING MATER	242	RECONCILED	6/30/2020		400.82
30613	78322	BLE ACCOUNTS_PAYA	6/18/2020	MT BUSINESS TECHNOLOGIES	572	RECONCILED	6/30/2020		143.50
30610	78323	BLE ACCOUNTS_PAYA	6/18/2020	MANSFIELD HARDWARE & SUPPLY	5147	RECONCILED	6/30/2020		20.28
30616	78324	BLE ACCOUNTS_PAYA	6/18/2020	OHIO.NET	5836	RECONCILED	6/30/2020		459.54
30612	78325	BLE ACCOUNTS_PAYA	6/18/2020	PC Parts Plus LLC	2872	RECONCILED	6/30/2020		269.90
30622	78326	BLE ACCOUNTS_PAYA	6/18/2020	REALLY GOOD STUFF	6894	RECONCILED	6/30/2020		92.97
30621	78327	BLE ACCOUNTS_PAYA	6/18/2020	RENHILL HOLDINGS, INC.	1900	RECONCILED	6/30/2020		4,142.15

Reporting Period: June 2020 (FY 2020)
 Start Date: 06/01/2020
 End Date: 06/30/2020

SHELBY CITY SCHOOLS Disbursement Summary Report

Reference Number	Check Number	Type	Date	Name	Vendor #	Status	Reconcile Date	Void Date	Amount
30606	78328	ACCOUNTS_PAYA BLE	6/18/2020	SCHOOL SPECIALTY INC	27	RECONCILED	6/30/2020		\$ 135.62
30623	78329	ACCOUNTS_PAYA BLE	6/18/2020	SHELBY PARTS CO	75	RECONCILED	6/30/2020		150.87
30618	78330	ACCOUNTS_PAYA BLE	6/18/2020	SIESEL DISTRUBTING	880392	RECONCILED	6/30/2020		679.80
30608	78331	ACCOUNTS_PAYA BLE	6/18/2020	STANTONS SHEET MUSIC INC	156	RECONCILED	6/30/2020		1,752.64
30604	78332	ACCOUNTS_PAYA BLE	6/18/2020	TEACHER DIRECT	880014	OUTSTANDING			62.92
30620	78333	ACCOUNTS_PAYA BLE	6/18/2020	UNIVERSAL ENTERPRISES, INC.	5308	RECONCILED	6/30/2020		462.86
30609	78334	ACCOUNTS_PAYA BLE	6/18/2020	XTEK PARTNERS, INC.	7987	RECONCILED	6/30/2020		122.00
30625	78335	ACCOUNTS_PAYA BLE	6/23/2020	SHELBY CITY BD OF EDUCAT	175	RECONCILED	6/30/2020		53.97
30628	78337	ACCOUNTS_PAYA BLE	6/25/2020	AMAZON	6304	OUTSTANDING			1,845.78
30626	78338	ACCOUNTS_PAYA BLE	6/25/2020	COLUMBIA GAS OF OHIO	7418	OUTSTANDING			2,451.88
30634	78339	ACCOUNTS_PAYA BLE	6/25/2020	CONSTELLATION NEW ENGERY GAS	9868	OUTSTANDING			2,863.77
30637	78340	ACCOUNTS_PAYA BLE	6/25/2020	G & L SUPPLY CO	381	OUTSTANDING			797.32
30631	78341	ACCOUNTS_PAYA BLE	6/25/2020	GRAINGER	4628	OUTSTANDING			497.76
30632	78342	ACCOUNTS_PAYA BLE	6/25/2020	INTERSTATE BATTERY OF NORTH	880117	RECONCILED	6/30/2020		585.80
30633	78343	ACCOUNTS_PAYA BLE	6/25/2020	MANSFIELD HARDWARE & SUPPLY	5147	RECONCILED	6/30/2020		687.84
30627	78344	ACCOUNTS_PAYA BLE	6/25/2020	MOESC	7260	RECONCILED	6/30/2020		6,475.50
30635	78345	ACCOUNTS_PAYA BLE	6/25/2020	MONOPRICE INC.	1521	OUTSTANDING			141.17
30638	78346	ACCOUNTS_PAYA BLE	6/25/2020	ALLIANCE BILLING LLC	880476	OUTSTANDING			24.93
30639	78347	ACCOUNTS_PAYA BLE	6/25/2020	OSU EXTENSION	7246	OUTSTANDING			480.00
30629	78348	ACCOUNTS_PAYA BLE	6/25/2020	REALLY GOOD STUFF	6894	OUTSTANDING			1,557.12
30636	78349	ACCOUNTS_PAYA BLE	6/25/2020	SCHOOL SPECIALTY INC	27	RECONCILED	6/30/2020		774.58
30630	78350	ACCOUNTS_PAYA	6/25/2020	U.S. BANCORP	880289	OUTSTANDING			5,613.27

Reporting Period: June 2020 (FY 2020)
 Start Date: 06/01/2020
 End Date: 06/30/2020

SHELBY CITY SCHOOLS Disbursement Summary Report

Reference Number	Check Number	Type	Date	Name	Vendor #	Status	Reconcile Date	Void Date	Amount
		BLE		EQUIPMENT FINANCE					
30640	78351	ACCOUNTS_PAYA	6/26/2020	SHELBY CITY BD OF EDUCAT	175	RECONCILED	6/30/2020		\$ 91.28
30641	78352	ACCOUNTS_PAYA	6/26/2020	SHELBY CITY BD OF EDUC	4730	RECONCILED	6/30/2020		608.87
30642	78353	ACCOUNTS_PAYA	6/29/2020	AMERICAN UNITED LIFE INS. CO	805	OUTSTANDING			326.40
30506	996750	ACCOUNTS_PAYA	6/5/2020	SHELBY CITY SCHOOLS - SERS	1306	RECONCILED	6/30/2020		5,748.87
30507	996751	ACCOUNTS_PAYA	6/5/2020	SHELBY CITY SCHOOLS - STRS	1307	RECONCILED	6/30/2020		25,172.06
30505	996752	ACCOUNTS_PAYA	6/5/2020	SHELBY CITY BD OF EDUCATION	9074	RECONCILED	6/30/2020		7,033.86
30508	996753	ACCOUNTS_PAYA	6/5/2020	SHELBY CITY BD OF EDUCATION	9075	RECONCILED	6/30/2020		15.50
Grand Total									\$ 1,998,362.71