

SHELBY CITY SCHOOLS

June 2019

**SUMMARY FINANCIAL STATEMENTS
FOR JULY 22, 2019 BOARD MEETING**

CONTENTS:

Cash Reconciliation	1
Cash Balances	2 &3
SM2	4
Comparison of Current Month Results to Budget and to previous years.....	5
Treasurer's Discussion and Analysis	

APPSUM	Appropriations Summary
CHEKPY	Checks Paid
RECLEL	Revenue Received

SHELBY CITY SCHOOLS
June 30, 2019

GROSS DEPOSITORY BALANCES:

Payroll Clearance Account	\$26,152.81
Civista Bank - Horner Account .20%	\$22,854.14
Richland Bank Operating - 0%	\$913,579.51
Online Payment Account	\$87.00

TOTAL DEPOSITORY BALANCES	\$962,673.46
----------------------------------	---------------------

ADJUSTMENTS TO BANK BALANCE:

Outstanding Checks	(\$39,964.69)
In Transit	(\$8,527.37)

TOTAL ADJUSTMENTS TO BANK BALANCE	(48,492.06)
--	--------------------

OPERATING INVESTMENTS:

STAROhio - Operating Account 2.51%	\$11,797,940.73
Scholarship CDs	\$101,207.30
Mechanics Bank CD 2.5%	\$245,000.00
General Fund CD; 1.75%	\$261,113.24
Richland Bank CDARS Portfolio;	
Maturities January -April 2019 2.19-2.34%	\$2,000,000.00

TOTAL OPERATING INVESTMENTS	\$14,405,261.27
------------------------------------	------------------------

STAROhio - Bond Retirement Account 2.51%	\$1,005,974.51
STAROhio - Locally Funded Initiatives Account 2.51%	\$1,724,183.33

TOTAL PROJECT FUNDS ON HAND	\$2,730,157.84
------------------------------------	-----------------------

CASH ON HAND:

Petty Cash & Change	\$0.00
Athletic Checking	\$0.00

TOTAL CASH ON HAND	\$0.00
---------------------------	---------------

TOTAL BANK BALANCE	\$18,049,600.51
---------------------------	------------------------

TOTAL BOOK BALANCE	\$18,049,600.51
---------------------------	------------------------

INTEREST EARNED:

	THIS MONTH	YEAR TO DATE
Civista/Richland/Mechanics Banks	\$ 786.19	\$ 4,165.25
STAROhio Operating Funds	23/830.79	\$ 261,934.02
Richland CDARS/StarPlus	\$ 7,586.89	\$ 44,310.39
STAROhio Project Funds	\$ 3,503.60	\$ 97,335.27

Total investment income FY19 to date:	\$ 407,744.93
Same period FY 18:	\$ 133,330.88
Same period FY 17:	\$ 49,018.05

SHELBY CITY SCHOOLS

June 1, 2019

FUND	CASH BALANCE	ENCUMBRANCES	UNENCUMBERED BALANCE
001 UNRESERVED GENERAL FUND	\$ 12,331,507.30	\$ 349,257.11	\$ 11,982,250.19
RESERVED GENERAL FUNDS			
001 9018-19 Textbook & Inst. Supply Set-Aside	\$ 46,132.99	\$ 31,095.51	\$ 15,037.48
001 9007 FEMA Transfer/ Set-Aside	\$ 223,449.15	\$ -	\$ 223,449.15
	<u>\$ 269,582.14</u>	<u>\$ 31,095.51</u>	<u>\$ 238,486.63</u>
PROJECT FUNDS			
002 High School Bond Retirement	\$ 1,003,984.14	\$ -	\$ 1,003,984.14
004 Locally Funded Initiatives (BAB)	\$ 1,724,183.33	\$ -	\$ 1,724,183.33
034 Project Maintenance Fund	\$ 317,687.53	\$ 2,489.24	\$ 315,198.29
	<u>\$ 3,045,855.00</u>	<u>\$ 2,489.24</u>	<u>\$ 3,043,365.76</u>
SPECIAL REVENUE			
018 HS Principal's Fund	\$ 2,525.17	\$ 337.50	\$ 2,187.67
018 Auburn Principal's Fund	\$ 44,156.09	\$ 8,269.54	\$ 35,886.55
018 Central Principal's Fund	\$ -	\$ -	\$ -
018 Dowds Principal's Fund	\$ 1,671.45	\$ 674.91	\$ 996.54
018 Middle School Principal's Fund	\$ 110,391.09	\$ 212.12	\$ 110,178.97
019 Local Grants	\$ 26,624.08	\$ 1,258.58	\$ 25,365.50
022 Trust & Flower Funds	\$ 13,266.49	\$ 368.73	\$ 12,897.76
401 St. Mary Auxiliary	\$ 8,473.84	\$ 8,018.35	\$ 455.49
401 Sacred Heart Auxiliary	\$ 32,757.78	\$ 28,898.98	\$ 3,858.80
TOTAL SPECIAL REVENUE	<u>\$ 239,865.99</u>	<u>\$ 48,038.71</u>	<u>\$ 191,827.28</u>
STATE GRANTS			
451 OneNet Ohio	\$ 3,600.00	\$ -	\$ 3,600.00
499 School Safety grant	\$ 0.50	\$ -	\$ 0.50
499 Secondary Transition Grant	\$ -	\$ -	\$ -
TOTAL STATE GRANTS	<u>\$ 3,600.50</u>	<u>\$ -</u>	<u>\$ 3,600.50</u>
FEDERAL GRANTS			
516 IDEA B	\$ 5,975.28	\$ 5,975.28	\$ -
572 Title I Targeted Assistance	\$ 4,402.38	\$ 4,402.38	\$ -
587 IDEA Early Childhood (Preschool)	\$ 21.68	\$ -	\$ 21.68
590 Title II A Improving Teacher Quality	\$ 1,338.81	\$ 1,338.31	\$ 0.50
599 Title IVA Student Support	\$ 2,885.93	\$ 2,885.93	\$ -
TOTAL FEDERAL GRANTS	<u>\$ 14,624.08</u>	<u>\$ 14,601.90</u>	<u>\$ 22.18</u>
CAPITAL PROJECTS			
003 'Old' PI	\$ 139,078.46	\$ 43,984.26	\$ 95,094.20
003 August 2010 PI	\$ 154,851.74	\$ 154,343.70	\$ 508.04
003 Permanent Improvement	\$ 293,930.20	\$ 198,327.96	\$ 95,602.24
ACTIVITY FUNDS			
300 Athletic Fund	\$ 40,835.14	\$ 11,401.40	\$ 29,433.74
300 Instrumental Music	\$ 6,375.00	\$ -	\$ 6,375.00
300 Tournament Account	\$ 428.36	\$ -	\$ 428.36
300 Sr. High Arts Fund	\$ 2,907.11	\$ -	\$ 2,907.11
TOTAL ACTIVITY FUNDS	<u>\$ 50,545.61</u>	<u>\$ 11,401.40</u>	<u>\$ 39,144.21</u>
ENTERPRISE			
006 Cafeteria	\$ 233,211.68	\$ 42,018.90	\$ 191,192.78
TRUST FUNDS			
007 Scholarship & Memorial Funds	\$ 262,252.93	\$ 1,318.16	\$ 260,934.77

SHELBY CITY SCHOOLS

June 1, 2019

FUND	CASH BALANCE	ENCUMBRANCES	UNENCUMBERED BALANCE
008 Endowment & Scholarship Funds	\$ 266,253.37	\$ 1,000.00	\$ 265,253.37
TOTAL TRUST FUNDS	\$ 528,506.30	\$ 2,318.16	\$ 526,188.14
CONSUMMABLE FEES			
009 Classroom Supplies & Workbooks, Sr. High	\$ 15,270.89	\$ 2,559.90	\$ 12,710.99
009 Classroom Supplies & Workbooks, Middle School	\$ 44,016.05	\$ -	\$ 44,016.05
009 Classroom Supplies - Auburn	\$ 6,411.76	\$ -	\$ 6,411.76
009 Classroom Supplies Central	\$ 99.66	\$ 99.66	\$ -
009 Classroom Supplies - Dowds	\$ 2,279.64	\$ 1,011.49	\$ 1,268.15
009 Classroom Supplies - Preschool	\$ 52,104.22	\$ 3,261.28	\$ 48,842.94
TOTAL CONSUMMABLE FEES	\$ 120,182.22	\$ 6,932.33	\$ 113,249.89
ROTARY FUNDS			
014 Internal Service	\$ 511.04	\$ -	\$ 511.04
TOTAL ROTARY FUNDS	\$ 511.04	\$ -	\$ 511.04
024 EMPLOYEE HEALTH LIABILITY	\$ 766,371.26	\$ -	\$ 766,371.26
TRUST AND AGENCY			
200 Post Prom Activity Fund	\$ 385.48	\$ -	\$ 385.48
200 Mad Dog Gym	\$ 1,543.19	\$ 282.00	\$ 1,261.19
201 Class of 2016	\$ 1,219.64	\$ -	\$ 1,219.64
200 Middle School Athletics	\$ -	\$ -	\$ -
200 Whippet Theatre	\$ 8,550.50	\$ 4,200.00	\$ 4,350.50
200 FFA	\$ 68,060.92	\$ 11,565.95	\$ 56,494.97
200 International Club	\$ 592.23	\$ -	\$ 592.23
200 Interact	\$ 1,477.00	\$ -	\$ 1,477.00
200 Middle, High, Central & Dowds School Student Council	\$ 17,215.88	\$ 30.00	\$ 17,185.88
200 Publications	\$ 23,180.92	\$ 11,473.65	\$ 11,707.27
200 Whippet News	\$ 415.56	\$ -	\$ 415.56
200 Destination Stardom	\$ 8,059.36	\$ -	\$ 8,059.36
200 Middle School Yearbook	\$ 2,434.14	\$ -	\$ 2,434.14
200 Special Ed.	\$ 394.38	\$ 394.38	\$ -
200 Guidance	\$ 1,695.93	\$ -	\$ 1,695.93
200 Class of 2013	\$ 1,525.71	\$ -	\$ 1,525.71
200 Middle School Library	\$ 3,418.44	\$ -	\$ 3,418.44
200 Class of 2017	\$ 1,936.63	\$ -	\$ 1,936.63
200 Class of 2018	\$ 2,072.91	\$ -	\$ 2,072.91
200 Class of 2019	\$ 2,522.84	\$ 135.00	\$ 2,387.84
200 Class of 2020	\$ 2,204.03	\$ -	\$ 2,204.03
200 Class of 2021	\$ 153.00	\$ -	\$ 153.00
200 Class of 2022	\$ 318.00	\$ -	\$ 318.00
200 Junior Statesmen	\$ 1,322.65	\$ -	\$ 1,322.65
200 SMS Eco Warriors	\$ 607.85	\$ -	\$ 607.85
TOTAL TRUST AND AGENCY	\$ 151,307.19	\$ 28,080.98	\$ 123,226.21
TOTAL CASH	\$ 18,049,600.51	\$ 734,562.20	\$ 17,315,038.31

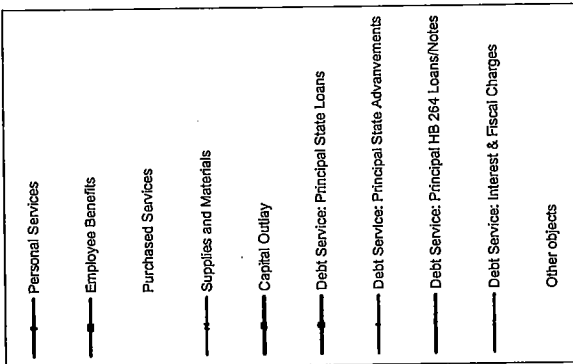
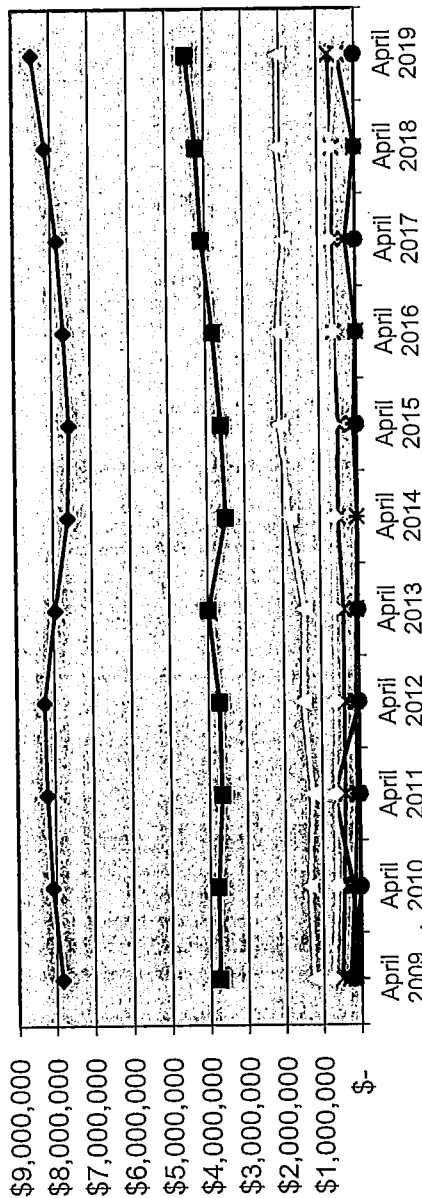
SHELBY CITY SCHOOLS

Actual results compared to Forecast (SM-2)

General Fund Fiscal Year 2019

	June 2019		FY 2019 Year to Date		Variance
	Actual	Forecast	Actual	Forecast	
REVENUES					
1.010 Real Estate Tax	\$ -	\$ 3,600	\$ 4,543,133	\$ 4,690,000	\$ (146,867)
1.020 Personal Property Tax	\$ -	-	\$ 1,693,010	\$ 507,000	\$ 1,186,010
1.030 Income Tax	\$ -	-	\$ 2,776,330	\$ 2,875,000	\$ (98,670)
1.035 Foundation	\$ 838,943	\$ 733,299	\$ 10,514,702	\$ 10,291,000	\$ 223,702
1.040 Bus Funds & Parity Aid	\$ 26,927	\$ 27,687	\$ 347,126	\$ 320,000	\$ 27,126
1.045 Restriced Grants-in Aid SF5F	\$ -	-	-	-	-
1.050 State refund of Homestead/Rollbe	\$ 347,183	-	\$ 708,855	\$ 700,000	\$ 8,855
1.060 All Other Operating Revenue	\$ 106,017	\$ 99,247	\$ 1,311,087	\$ 1,184,000	\$ 127,087
Subtotal Operating Revenue	\$ 1,319,070	\$ 863,833	\$ 21,894,243	\$ 20,567,000	\$ 1,327,243
2.050 Advances in	-	-	-	-	-
2.060 Other Non Operating Revenue	\$ -	\$ 2,940	\$ 70,001	\$ 80,000	\$ (9,999)
Subtotal Non-operating Revenue	\$ -	\$ 2,940	\$ 70,001	\$ 80,000	\$ (9,999)
TOTAL REVENUE	\$ 1,319,070	\$ 866,773	\$ 21,964,244	\$ 20,647,000	\$ 1,317,244
			Percent error		6.38%
EXPENDITURES					
3.010 Personal Services	\$ 878,274	\$ 916,231	\$ 10,212,120	\$ 10,189,000	\$ 23,120
3.020 Employee Benefits	\$ 458,608	\$ 440,000	\$ 5,367,915	\$ 5,236,000	\$ 131,915
3.030 Purchased Services	\$ 191,881	\$ 277,655	\$ 2,514,530	\$ 2,825,000	\$ (310,470)
3.040 Supplies and Materials	\$ 46,975	\$ 57,365	\$ 796,805	\$ 782,000	\$ 14,805
3.050 Capital Outlay	\$ 65,500	\$ 143,080	\$ 507,037	\$ 428,000	\$ 79,037
Debt Service:					
4.300 Other objects	\$ 32,008	\$ 49,315	\$ 503,871	\$ 721,000	\$ (217,129)
Subtotal Operating Expenditures	\$ 1,673,246	\$ 1,883,646	\$ 19,902,278	\$ 20,181,000	\$ (278,722)
5.010 Transfers-out	-	-	-	-	-
5.020 Advances - out	-	-	-	-	-
Subtotal Non-operating Expenditu	\$ 89,741	-	\$ 89,741	-	-
TOTAL EXPENDITURES	\$ 1,762,987	\$ 1,883,646	\$ 19,992,019	\$ 20,181,000	\$ (278,722)
			Percent error		-1.38%
6.010 TOTAL REVENUES OVER/(UND	\$ (443,917)	\$ (1,016,873)	\$ 1,972,225	\$ 466,000	\$ 1,595,966
7.010 Beginning Cash Balance	\$ 13,045,001	\$ 12,111,730	\$ 10,628,857	\$ 10,628,857	-
7.020 Ending Cash Balance	\$ 12,601,084	\$ 11,094,857	\$ 12,601,084	\$ 11,094,857	\$ 1,506,227
8.010 Outstanding Encumbrances	\$ 380,353	-	\$ 380,353	-	\$ 380,353

Shelby City Schools Expense Comparisons Current & Previous Fiscal Years June 2019





SHELBY CITY SCHOOLS

June 2019

**SUMMARY FINANCIAL STATEMENTS
FOR JULY 22, 2019 BOARD MEETING**

CONTENTS:

Cash Reconciliation	1
Cash Balances	2 &3
SM2	4
Comparison of Current Month Results to Budget and to previous years.....	5
Treasurer's Discussion and Analysis	

APPSUM	Appropriations Summary
CHEKPY	Checks Paid
RECLEL	Revenue Received

SHELBY CITY SCHOOLS
June 30, 2019

GROSS DEPOSITORY BALANCES:

Payroll Clearance Account	\$26,152.81
Civista Bank - Horner Account .20%	\$22,854.14
Richland Bank Operating - 0%	\$913,579.51
Online Payment Account	\$87.00
TOTAL DEPOSITORY BALANCES	\$962,673.46

ADJUSTMENTS TO BANK BALANCE:

Outstanding Checks	(\$39,964.69)
In Transit	(\$8,527.37)
TOTAL ADJUSTMENTS TO BANK BALANCE	(48,492.06)

OPERATING INVESTMENTS:

STAROhio - Operating Account 2.51%	\$11,797,940.73
Scholarship CDs	\$101,207.30
Mechanics Bank CD 2.5%	\$245,000.00
General Fund CD; 1.75%	\$261,113.24
Richland Bank CDARS Portfolio; Maturities January -April 2019 2.19-2.34%	\$2,000,000.00
TOTAL OPERATING INVESTMENTS	\$14,405,261.27

STAROhio - Bond Retirement Account 2.51%	\$1,005,974.51
STAROhio - Locally Funded Initiatives Account 2.51%	\$1,724,183.33
TOTAL PROJECT FUNDS ON HAND	\$2,730,157.84

CASH ON HAND:

Petty Cash & Change	\$0.00
Athletic Checking	\$0.00

TOTAL CASH ON HAND	\$0.00
---------------------------	---------------

TOTAL BANK BALANCE	\$18,049,600.51
---------------------------	------------------------

TOTAL BOOK BALANCE	\$18,049,600.51
---------------------------	------------------------

INTEREST EARNED:

	THIS MONTH	YEAR TO DATE
Civista/Richland/Mechanics Banks	\$ 786.19	\$ 4,165.25
STAROhio Operating Funds	23/830.79	\$ 261,934.02
Richland CDARS/StarPlus	\$ 7,586.89	\$ 44,310.39
STAROhio Project Funds	\$ 3,503.60	\$ 97,335.27

Total investment income FY19 to date:	\$ 407,744.93
Same period FY 18:	\$ 133,330.88
Same period FY 17:	\$ 49,018.05

SHELBY CITY SCHOOLS
June 1, 2019

FUND	CASH BALANCE	ENCUMBRANCES	UNENCUMBERED BALANCE
001 UNRESERVED GENERAL FUND	\$ 12,331,507.30	\$ 349,257.11	\$ 11,982,250.19
RESERVED GENERAL FUNDS			
001 9018-19 Textbook & Inst. Supply Set-Aside	\$ 46,132.99	\$ 31,095.51	\$ 15,037.48
001 9007 FEMA Transfer/ Set-Aside	\$ 223,449.15	\$ -	\$ 223,449.15
	<u>\$ 269,582.14</u>	<u>\$ 31,095.51</u>	<u>\$ 238,486.63</u>
PROJECT FUNDS			
002 High School Bond Retirement	\$ 1,003,984.14	\$ -	\$ 1,003,984.14
004 Locally Funded Initiatives (BAB)	\$ 1,724,183.33	\$ -	\$ 1,724,183.33
034 Project Maintenance Fund	\$ 317,687.53	\$ 2,489.24	\$ 315,198.29
	<u>\$ 3,045,855.00</u>	<u>\$ 2,489.24</u>	<u>\$ 3,043,365.76</u>
SPECIAL REVENUE			
018 HS Principal's Fund	\$ 2,525.17	\$ 337.50	\$ 2,187.67
018 Auburn Principal's Fund	\$ 44,156.09	\$ 8,269.54	\$ 35,886.55
018 Central Principal's Fund	\$ -	\$ -	\$ -
018 Dowds Principal's Fund	\$ 1,671.45	\$ 674.91	\$ 996.54
018 Middle School Principal's Fund	\$ 110,391.09	\$ 212.12	\$ 110,178.97
019 Local Grants	\$ 26,624.08	\$ 1,258.58	\$ 25,365.50
022 Trust & Flower Funds	\$ 13,266.49	\$ 368.73	\$ 12,897.76
401 St. Mary Auxiliary	\$ 8,473.84	\$ 8,018.35	\$ 455.49
401 Sacred Heart Auxiliary	\$ 32,757.78	\$ 28,898.98	\$ 3,858.80
TOTAL SPECIAL REVENUE	<u>\$ 239,865.99</u>	<u>\$ 48,038.71</u>	<u>\$ 191,827.28</u>
STATE GRANTS			
451 OneNet Ohio	\$ 3,600.00	\$ -	\$ 3,600.00
499 School Safety grant	\$ 0.50	\$ -	\$ 0.50
499 Secondary Transition Grant	\$ -	\$ -	\$ -
TOTAL STATE GRANTS	<u>\$ 3,600.50</u>	<u>\$ -</u>	<u>\$ 3,600.50</u>
FEDERAL GRANTS			
516 IDEA B	\$ 5,975.28	\$ 5,975.28	\$ -
572 Title I Targeted Assistance	\$ 4,402.38	\$ 4,402.38	\$ -
587 IDEA Early Childhood (Preschool)	\$ 21.68	\$ -	\$ 21.68
590 Title II A Improving Teacher Quality	\$ 1,338.81	\$ 1,338.31	\$ 0.50
599 Title IVA Student Support	\$ 2,885.93	\$ 2,885.93	\$ -
TOTAL FEDERAL GRANTS	<u>\$ 14,624.08</u>	<u>\$ 14,601.90</u>	<u>\$ 22.18</u>
CAPITAL PROJECTS			
003 'Old' PI	\$ 139,078.46	\$ 43,984.26	\$ 95,094.20
003 August 2010 PI	\$ 154,851.74	\$ 154,343.70	\$ 508.04
003 Permanent Improvement	\$ 293,930.20	\$ 198,327.96	\$ 95,602.24
ACTIVITY FUNDS			
300 Athletic Fund	\$ 40,835.14	\$ 11,401.40	\$ 29,433.74
300 Instrumental Music	\$ 6,375.00	\$ -	\$ 6,375.00
300 Tournament Account	\$ 428.36	\$ -	\$ 428.36
300 Sr. High Arts Fund	\$ 2,907.11	\$ -	\$ 2,907.11
TOTAL ACTIVITY FUNDS	<u>\$ 50,545.61</u>	<u>\$ 11,401.40</u>	<u>\$ 39,144.21</u>
ENTERPRISE			
006 Cafeteria	\$ 233,211.68	\$ 42,018.90	\$ 191,192.78
TRUST FUNDS			
007 Scholarship & Memorial Funds	\$ 262,252.93	\$ 1,318.16	\$ 260,934.77

SHELBY CITY SCHOOLS

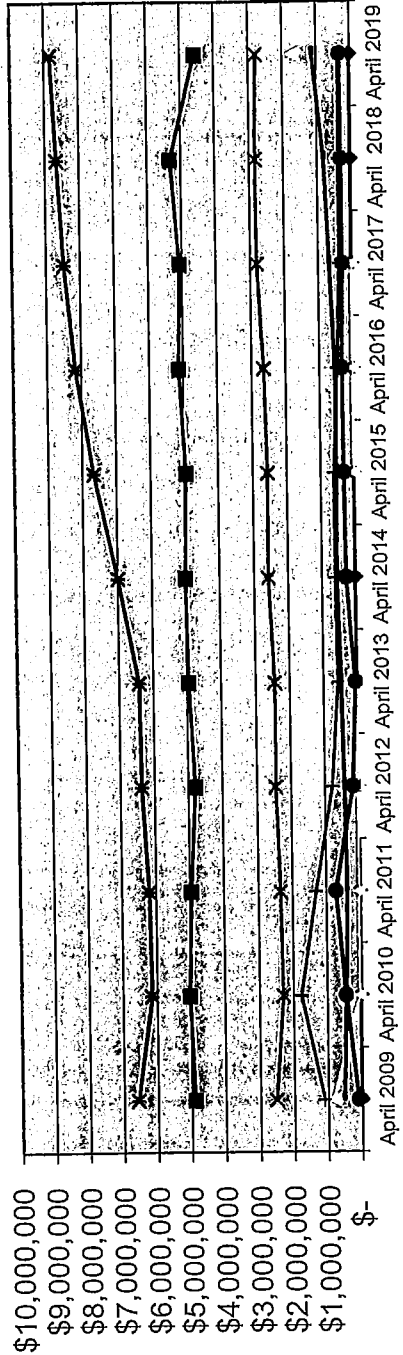
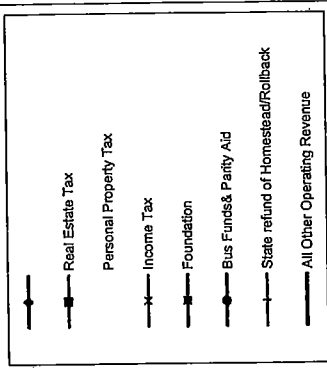
June 1, 2019

FUND	CASH BALANCE	ENCUMBRANCES	UNENCUMBERED BALANCE
008 Endowment & Scholarship Funds	\$ 266,253.37	\$ 1,000.00	\$ 265,253.37
TOTAL TRUST FUNDS	\$ 528,506.30	\$ 2,318.16	\$ 526,188.14
CONSUMMABLE FEES			
009 Classroom Supplies & Workbooks, Sr. High	\$ 15,270.89	\$ 2,559.90	\$ 12,710.99
009 Classroom Supplies & Workbooks, Middle School	\$ 44,016.05	\$ -	\$ 44,016.05
009 Classroom Supplies - Auburn	\$ 6,411.76	\$ -	\$ 6,411.76
009 Classroom Supplies Central	\$ 99.66	\$ 99.66	\$ -
009 Classroom Supplies - Dowds	\$ 2,279.64	\$ 1,011.49	\$ 1,268.15
009 Classroom Supplies - Preschool	\$ 52,104.22	\$ 3,261.28	\$ 48,842.94
TOTAL CONSUMMABLE FEES	\$ 120,182.22	\$ 6,932.33	\$ 113,249.89
ROTARY FUNDS			
014 Internal Service	\$ 511.04	\$ -	\$ 511.04
TOTAL ROTARY FUNDS	\$ 511.04	\$ -	\$ 511.04
024 EMPLOYEE HEALTH LIABILITY	\$ 766,371.26	\$ -	\$ 766,371.26
TRUST AND AGENCY			
200 Post Prom Activity Fund	\$ 385.48	\$ -	\$ 385.48
200 Mad Dog Gym	\$ 1,543.19	\$ 282.00	\$ 1,261.19
201 Class of 2016	\$ 1,219.64	\$ -	\$ 1,219.64
200 Middle School Athletics	\$ -	\$ -	\$ -
200 Whippet Theatre	\$ 8,550.50	\$ 4,200.00	\$ 4,350.50
200 FFA	\$ 68,060.92	\$ 11,565.95	\$ 56,494.97
200 International Club	\$ 592.23	\$ -	\$ 592.23
200 Interact	\$ 1,477.00	\$ -	\$ 1,477.00
200 Middle, High, Central & Dowds School Student Council	\$ 17,215.88	\$ 30.00	\$ 17,185.88
200 Publications	\$ 23,180.92	\$ 11,473.65	\$ 11,707.27
200 Whippet News	\$ 415.56	\$ -	\$ 415.56
200 Destination Stardom	\$ 8,059.36	\$ -	\$ 8,059.36
200 Middle School Yearbook	\$ 2,434.14	\$ -	\$ 2,434.14
200 Special Ed.	\$ 394.38	\$ 394.38	\$ -
200 Guidance	\$ 1,695.93	\$ -	\$ 1,695.93
200 Class of 2013	\$ 1,525.71	\$ -	\$ 1,525.71
200 Middle School Library	\$ 3,418.44	\$ -	\$ 3,418.44
200 Class of 2017	\$ 1,936.63	\$ -	\$ 1,936.63
200 Class of 2018	\$ 2,072.91	\$ -	\$ 2,072.91
200 Class of 2019	\$ 2,522.84	\$ 135.00	\$ 2,387.84
200 Class of 2020	\$ 2,204.03	\$ -	\$ 2,204.03
200 Class of 2021	\$ 153.00	\$ -	\$ 153.00
200 Class of 2022	\$ 318.00	\$ -	\$ 318.00
200 Junior Statesmen	\$ 1,322.65	\$ -	\$ 1,322.65
200 SMS Eco Warriors	\$ 607.85	\$ -	\$ 607.85
TOTAL TRUST AND AGENCY	\$ 151,307.19	\$ 28,080.98	\$ 123,226.21
TOTAL CASH	\$ 18,049,600.51	\$ 734,562.20	\$ 17,315,038.31

SHELBY CITY SCHOOLS
Actual results compared to Forecast (SM-2)
General Fund Fiscal Year 2019

	June 2019			FY 2019 Year to Date		
	Actual	Forecast	Variance	Actual	Forecast	Variance
REVENUES						
1.010 Real Estate Tax	\$ -	\$ 3,600	\$ (3,600)	\$ 4,543,133	\$ 4,690,000	\$ (146,867)
1.020 Personal Property Tax	\$ -	-	-	\$ 1,693,010	\$ 507,000	\$ 1,186,010
1.030 Income Tax	\$ -	-	-	\$ 2,776,330	\$ 2,875,000	\$ (98,670)
1.035 Foundation	\$ 838,943	\$ 733,299	\$ 105,644	\$ 10,514,702	\$ 10,291,000	\$ 223,702
1.040 Bus Funds & Parity Aid	\$ 26,927	\$ 27,687	\$ (760)	\$ 347,126	\$ 320,000	\$ 27,126
1.045 Restituted Grants-in Aid SFSF	\$ -	-	-	\$ -	\$ -	\$ -
1.050 State refund of Homestead/Rollba	\$ 347,183	-	\$ 347,183	\$ 708,855	\$ 700,000	\$ 8,855
1.060 All Other Operating Revenue	\$ 106,017	\$ 99,247	\$ 6,770	\$ 1,311,087	\$ 1,184,000	\$ 127,087
Subtotal Operating Revenue	\$ 1,319,070	\$ 863,833	\$ 455,237	\$ 21,894,243	\$ 20,567,000	\$ 1,327,243
2.050 Advances in	\$ -	\$ 2,940	\$ (2,940)	\$ 70,001	\$ 80,000	\$ (9,999)
2.060 Other Non Operating Revenue	\$ -	\$ 2,940	\$ (2,940)	\$ 70,001	\$ 80,000	\$ (9,999)
Subtotal Non-operating Revenue	\$ -	\$ 2,940	\$ (2,940)	\$ 70,001	\$ 80,000	\$ (9,999)
TOTAL REVENUE	\$ 1,319,070	\$ 866,773	\$ 452,297	\$ 21,964,244	\$ 20,647,000	\$ 1,317,244
					Percent error	6.38%
EXPENDITURES						
3.010 Personal Services	\$ 878,274	\$ 916,231	\$ (37,957)	\$ 10,212,120	\$ 10,189,000	\$ 23,120
3.020 Employee Benefits	\$ 458,608	\$ 440,000	\$ 18,608	\$ 5,367,915	\$ 5,236,000	\$ 131,915
3.030 Purchased Services	\$ 191,881	\$ 277,655	\$ (85,774)	\$ 2,514,530	\$ 2,825,000	\$ (310,470)
3.040 Supplies and Materials	\$ 46,975	\$ 57,365	\$ (10,390)	\$ 796,805	\$ 782,000	\$ 14,805
3.050 Capital Outlay	\$ 65,500	\$ 143,080	\$ (77,580)	\$ 507,037	\$ 428,000	\$ 79,037
Debt Service:						
4.300 Other objects	\$ 32,008	\$ 49,315	\$ (17,307)	\$ 503,871	\$ 721,000	\$ (217,129)
Subtotal Operating Expenditures	\$ 1,673,246	\$ 1,883,646	\$ (210,400)	\$ 19,902,278	\$ 20,181,000	\$ (278,722)
5.010 Transfers-out	\$ -	\$ -	\$ -	\$ -	\$ -	\$ -
5.020 Advances - out	\$ -	\$ -	\$ -	\$ -	\$ -	\$ -
Subtotal Non-operating Expenditu	\$ 89,741	\$ -	\$ 89,741	\$ 89,741	\$ -	\$ (89,741)
TOTAL EXPENDITURES	\$ 1,762,987	\$ 1,883,646	\$ (120,659)	\$ 19,992,019	\$ 20,181,000	\$ (278,722)
					Percent error	-1.38%
6.010 TOTAL REVENUES OVER/(UND)	\$ (443,917)	\$ (1,016,873)	\$ 572,956	\$ 1,972,225	\$ 466,000	\$ 1,595,966
7.010 Beginning Cash Balance	\$ 13,045,001	\$ 12,111,730	\$ 933,271	\$ 10,628,857	\$ 10,628,857	\$ -
7.020 Ending Cash Balance	\$ 12,601,084	\$ 11,094,857	\$ 1,506,227	\$ 12,601,084	\$ 11,094,857	\$ 1,506,227
8.010 Outstanding Encumbrances	\$ 380,353	\$ -	\$ 380,353	\$ 380,353	\$ -	\$ 380,353

Shelby City Schools Revenue Comparisons Current and Previous Fiscal Years June 2019



SHELBY CITY SCHOOLS
Appropriation Account Summary
SORTED BY FUND-SCC/ACCT

Account Number	FUND	FUNC	OBJ	SCC	SUBJ	OU	IL JOB	Prior FY	FYTD	Description	FYTD	Actual	MTD	Current +	FYTD	FYTD
							Encumbrances	Carryover	Appropriated	Expendable	Expenditures	Actual	Expenditures	Future	Remaining	Percent
														Encumbrances	Balance	Exp/Enc
001 1100 100 0000 000000	000	000	000	000	000	000	0.00	0.00	5,366,588.06	REG INSTRUCTION CERT SALARY	5,366,588.06	5,356,052.34	462,950.03	0.00	10,535.72	99.80
001 1100 200 0000 000000	000	000	000	000	000	000	7,174.82	0.00	2,727,276.24	REG INSTRUCTION EMPLOYEE BENEFITS	2,734,451.06	2,730,869.36	230,081.17	3,798.80	217.10-	100.01
001 1100 400 0000 000000	000	000	000	000	000	000	3,832.08	0.00	893,984.06	REG INSTRUCTION PURCHASED SERVICES	897,816.14	892,725.38	63,030.64	5,090.76	0.00	100.00
001 1100 500 0000 000000	000	000	000	000	000	000	3,652.39	0.00	8,731.36	REG INSTRUCTION SUPPLIES	12,383.75	5,765.38	0.00	6,448.38	169.99	98.63
001 1200 100 0000 000000	000	000	000	000	000	000	0.00	0.00	1,208,394.69	SPECIAL INSTRUCTION CERT SALARY	1,208,394.69	1,207,663.08	100,894.89	0.00	731.61	99.94
001 1200 200 0000 000000	000	000	000	000	000	000	2,048.06	0.00	698,612.32	SPECIAL INSTRUCTION EMPLOYEE BENEFITS	700,660.38	697,851.40	65,712.99	484.87	2,324.11	99.67
001 1200 400 0000 000000	000	000	000	000	000	000	68,229.12	0.00	615,342.39	SPECIAL INSTRUCTION PURCHASED SERVICES	683,571.51	606,284.29	67,367.99	69,194.19	8,093.03	98.82
001 1200 500 0000 000000	000	000	000	000	000	000	1,043.26	0.00	12,014.31	SPECIAL INSTRUCTION SUPPLIES	13,057.57	12,122.47	794.02	912.77	22.33	99.83
001 1200 800 0000 000000	000	000	000	000	000	000	0.00	0.00	174,333.60	SPECIAL INSTRUCTION OTHER OBJECTS	174,333.60	159,081.83	12,114.27	0.00	15,251.77	91.25
001 1300 100 0000 000000	000	000	000	000	000	000	0.00	0.00	85,412.30	VOCATIONAL INSTRUCT CERT SALARY	85,412.30	85,412.30	7,096.46	0.00	0.00	100.00
001 1300 200 0000 000000	000	000	000	000	000	000	86.68	0.00	40,379.33	VOCATIONAL INSTRUCT EMPLOYEE BENEFITS	40,466.01	39,756.87	3,326.86	40.10	669.04	98.35
001 1300 400 0000 000000	000	000	000	000	000	000	1,000.00	0.00	500.00	VOCATIONAL INSTRUCT PURCHASED SERVICES	1,500.00	295.00	0.00	0.00	1,205.00	19.67
001 1300 500 0000 000000	000	000	000	000	000	000	1,060.44	0.00	5,000.00	GENERAL VOCATIONAL INSTRUCT SUPPLY/MATERIAL	6,060.44	1,129.55	1,129.55	0.00	4,803.89	20.73
001 1300 600 0000 000000	000	000	000	000	000	000	0.00	0.00	9,500.00	GENERAL VOCATIONAL INSTRUCT CAPITAL OUTLAY	9,500.00	0.00	0.00	0.00	9,500.00	0.00
001 1900 400 0000 000000	000	000	000	000	000	000	0.00	0.00	98,375.58	TUITION TO OTHER DISTRICTS	98,375.58	98,375.58	22,755.23	0.00	0.00	100.00
001 2100 100 0000 000000	000	000	000	000	000	000	0.00	0.00	719,431.30	PUPIL SUPPORT SERVICES SALARY	719,431.30	718,980.62	64,743.83	0.00	450.68	99.94

-- Options Summary --

Appropriation Accounts
Summary or detail report? (S,D) D
Output file: FILEAPPSUM.TXT
Type: CSV
Print options page? (Y,N) Y
Sort options: FS,AC
Subtotal options: FS
Split Expendable, YTD column or PTD column? (S,Y,P) S
Exclude accounts with zero amounts? (Y,N) Y
Include future encumbrance amounts? (Y,N) Y
Include requisitioned amounts? (Y,N) N
Include accounts which are no longer active? (Y,N,I) Y

BAT_ACTSUM executed by SHELBY_TREAS on node NCOCC0:: at 1-JUL-2019 14:07:04.8

SHELBY CITY SCHOOLS
Appropriation Account Summary
SORTED BY FUND-SCC/ACCT

Account Number	FUND	FUNC	OBJ	SCC	SUBJ	OU	IL JOB	Prior FY	Carryover	Encumbrances	Description	FYTD	FYTD	MTD	Current +	FYTD	FYTD
												Expendable	Actual	Expenditures	Future	Remaining	Percent
																Balance	Exp/Enc
001 2100 200 0000 000000 000 00 000	318,746.51	590.66									PUPIL SUPPORT SERVICES EMPLOYEE BENEFITS	319,337.17	317,761.73	27,477.16	273.26	1,302.18	99.59
001 2100 400 0000 000000 000 00 000	12,098.62	1,051.67									PUPIL SUPPORT SERVICES PURCHASED SERVICES	13,150.29	12,697.62	1,430.00	240.00	212.67	98.38
001 2100 500 0000 000000 000 00 000	2,315.70	0.00									PUPIL SUPPORT SERVICES SUPPLIES	2,315.70	1,622.29	0.00	693.41	70.06	
001 2100 800 0000 000000 000 00 000	131,658.77	2,384.00									HEALTH SERVICE OTHER EXPENSE	134,042.77	127,226.91	15,697.37	0.00	6,815.86	94.92
001 2200 100 0000 000000 000 00 000	214,165.51	0.00									INSTRUCT STAFF SUPPORT SALARY	214,165.51	213,986.02	17,420.20	0.00	179.49	99.92
001 2200 200 0000 000000 000 00 000	101,945.73	201.70									INSTRUCT STAFF SUPPORT EMPLOYEE BENEFITS	102,147.43	101,422.00	8,242.31	106.80	618.63	99.39
001 2200 400 0000 000000 000 00 000	54,616.67	4,731.12									INSTRUCT STAFF SUPPORT PURCHASED SERVICES	59,347.79	53,567.53	3,030.46	3,778.62	2,001.64	96.63
001 2200 500 0000 000000 000 00 000	5,229.64	0.00									INSTRUCT STAFF SUPPORT SUPPLIES	5,229.64	2,667.61	299.37	59.50	2,502.53	52.15
001 2200 800 0000 000000 000 00 000	2,960.00	0.00									ESC Contract Staff	2,960.00	2,960.00	0.00	0.00	0.00	100.00
001 2300 100 0000 000000 000 00 000	10,500.00	0.00									BD OF EDUCATION COMPENSATION	10,500.00	10,500.00	0.00	0.00	0.00	100.00
001 2300 200 0000 000000 000 00 000	2,792.61	10.12									BD OF EDUCATION BENEFITS	2,802.73	2,568.11	233.02	4.68	229.94	91.80
001 2300 400 0000 000000 000 00 000	122,021.77	22,492.00									BD OF EDUCATION PURCHASED SERVICES	144,513.77	135,070.20	2,282.14	9,140.05	303.52	99.79
001 2300 500 0000 000000 000 00 000	12,742.14	1,400.00									BD OF EDUCATION SUPPLIES	14,142.14	8,385.97	347.05	5,732.22	23.95	99.83
001 2300 800 0000 000000 000 00 000	10,950.00	0.00									BD OF EDUCATION OTHER EXPENSE	10,950.00	10,731.08	0.00	150.00	68.92	99.37
001 2400 100 0000 000000 000 00 000	1,022,441.43	0.00									GEN ADMINISTRATION SALARY	1,022,441.43	1,022,273.69	82,700.36	0.00	167.74	99.98
001 2400 200 0000 000000 000 00 000	555,129.93	1,096.88									GEN ADMINISTRATION EMPLOYEE BENEFITS	556,226.81	551,764.01	46,720.60	507.46	3,955.34	99.29

Date: 07/01/19
Time: 2:07 pm

SHELBY CITY SCHOOLS
Appropriation Account Summary
SORTED BY FUND-SCC/ACCT

Account Number	FUND	FUNC	OBJ	SCC	SUBJ	OU	IL JOB	Description	FYTD Appropriated	Prior FY Carryover	FYTD Expendable	FYTD Actual	MTD Actual	Current + Future Encumbrances	FYTD Remaining Balance	FYTD Percent Exp/Enc
001 2400 400 0000 000000	000	000	000	000	000	000	000	GEN ADMINISTRATION PURCHASED SERVICES	23,289.49	340.39	23,629.88	17,545.86	1,076.58	411.24	5,672.78	75.99
001 2400 500 0000 000000	000	000	000	000	000	000	000	GEN ADMINISTRATION SUPPLIES	6,939.47	2,570.49	9,509.96	6,873.18	717.89	2,374.82	261.96	97.25
001 2400 800 0000 000000	000	000	000	000	000	000	0.00	OTHER ADMIN EXPENSES	6,059.71	0.00	6,059.71	5,639.71	0.00	0.00	420.00	93.07
001 2500 100 0000 000000	000	000	000	000	000	000	0.00	FISCAL REG CLASS SALARY	180,511.91	0.00	180,511.91	180,511.91	18,811.86	0.00	0.00	100.00
001 2500 200 0000 000000	000	000	000	000	000	000	185.22	FISCAL EMPLOYEE BENEFITS	98,266.82	0.00	98,452.04	98,316.94	8,616.24	85.69	49.41	99.95
001 2500 400 0000 000000	000	000	000	000	000	000	4,351.62	FISCAL PURCHASED SERVICES	59,841.00	0.00	64,192.62	45,724.49	1,513.44	16,454.09	2,014.04	96.86
001 2500 500 0000 000000	000	000	000	000	000	000	159.02	FISCAL SUPPLIES	2,464.15	0.00	2,623.17	2,623.17	111.44	0.00	0.00	100.00
001 2500 600 0000 000000	000	000	000	000	000	000	0.00	GENERAL FISCAL CAPITAL OUTLAY	745.00	0.00	745.00	745.00	0.00	0.00	0.00	100.00
001 2500 800 0000 000000	000	000	000	000	000	000	100.00	FISCAL OTHER OBJECTS	234,832.87	0.00	234,932.87	190,678.33	4,195.95	100.00	44,154.54	81.21
001 2700 100 0000 000000	000	000	000	000	000	000	0.00	OPERATION/MAINT OF PLANT SALARY	617,281.36	0.00	617,281.36	616,672.09	50,124.79	0.00	609.27	99.90
001 2700 200 0000 000000	000	000	000	000	000	000	733.08	OPERATION/MAINT EMPLOYEE BENEFITS	369,916.53	0.00	370,649.61	369,265.08	29,374.16	339.15	1,045.38	99.72
001 2700 400 0000 000000	000	000	000	000	000	000	32,983.47	OPERATION/MAINT PURCHASED SERVICES	615,428.29	0.00	648,411.76	551,958.25	27,054.89	93,955.31	2,498.20	99.61
001 2700 500 0000 000000	000	000	000	000	000	000	4,811.24	OPERATION/MAINT SUPPLIES/MATERIALS	156,998.33	0.00	161,809.57	118,132.36	9,566.52	43,505.23	171.98	99.89
001 2700 600 0000 000000	000	000	000	000	000	000	0.00	OPERATION/MAINT NEW EQUIPMENT	132,550.00	0.00	132,550.00	67,550.00	65,500.00	0.00	0.00	100.00
001 2700 800 0000 000000	000	000	000	000	000	000	453.55	OPERATION/MAINT OTHER EXPENSES	9,000.00	0.00	9,453.55	7,551.73	0.00	1,684.20	217.62	97.70
001 2800 100 0000 000000	000	000	000	000	000	000	0.00	PUPIL TRANSPN SALARY	374,972.59	0.00	374,972.59	374,824.31	32,044.85	0.00	148.28	99.96

SHELBY CITY SOLS
Appropriation Account Summary
SORTED BY FUND-SCC/ACCT

Account Number	FUND	FUNC	OBJ	SCC	SUBJ	OU	IL	JOB	Description	FYTD	FYTD	MTD	Current +	FYTD	FYTD
Appropriated	Encumbrances	Prior FY	Carryover	Encumbrances	FYTD	Expendable	Actual	Expenditures	Actual	Expenditures	Expenditures	Future	Remaining	Percent	
												Encumbrances	Balance	Exp/Enc	
001 2800 200 0000 000000 000 00 000	392.24								PUPIL TRANSPN EMPLOYEE BENEFITS	327,808.10	326,982.76	26,786.24	181.47	643.87	99.80
001 2800 400 0000 000000 000 00 000	43,826.00	0.00							PUPIL TRANSPN PURCHASED SERVICES	43,826.00	29,706.57	74.27	1,293.09	12,826.34	70.73
001 2800 500 0000 000000 000 00 000	148,362.61	2,383.01							PUPIL TRANSPN OPER/MAIN/REPAIR MATERIALS	150,745.62	133,209.44	3,810.74	17,536.18	0.00	100.00
001 2800 600 0000 000000 000 00 000	189,167.00	249,575.00							Bus Purchase	438,742.00	438,742.00	0.00	0.00	0.00	100.00
001 2900 400 0000 000000 000 00 000	65,032.18	1,420.00							DATA PROCESSING-PURCHASED SERVICES	66,452.18	66,286.72	120.00	160.50	4.96	99.99
001 2900 500 0000 000000 000 00 000	500.00	0.00							DATA PROCESSING EQUIP MAINT MATERIALS	500.00	254.59	0.00	16.59	228.82	54.24
001 4100 100 0000 000000 000 00 000	58,606.30	0.00							MUSIC ORIENTED ACT SUPPLE SALARY	58,606.30	58,606.30	4,883.93	0.00	0.00	100.00
001 4100 200 0000 000000 000 00 000	12,120.82	44.26							MUSIC ORIENTED ACT EMPLOYEE BENEFITS	12,165.08	12,059.26	967.38	20.48	85.34	99.30
001 4500 100 0000 000000 000 00 000	346,114.69	0.00							SPORTS ORIENTED ACT SALARY	346,114.69	345,392.69	32,487.19	0.00	722.00	99.79
001 4500 200 0000 000000 000 00 000	112,995.48	340.68							SPORTS ORIENTED ACT EMPLOYEE BENEFITS	113,336.16	111,703.36	10,326.15	157.61	1,475.19	98.70
001 4500 400 0000 000000 000 00 000	4,290.00	0.00							SPORTS ORIENTED ACT PURCHASED SERVICES	4,290.00	4,290.00	2,145.00	0.00	0.00	100.00
001 4600 100 0000 000000 000 00 000	21,336.24	0.00							SCHL/PUBLIC SERV ACT SALARY	21,336.24	21,244.84	2,865.89	0.00	91.40	99.57
001 4600 200 0000 000000 000 00 000	7,620.21	41.06							SCHL/PUBLIC SERV ACT EMPLOYEE BENEFITS	7,661.27	7,592.79	743.44	19.00	49.48	99.35
001 7400 900 0000 000000 000 00 000	89,741.12	0.00							GENERAL ADVANCES OUT OTHER USES OF FUNDS	89,741.12	89,741.12	89,741.12	0.00	0.00	100.00

*****TOTAL FOR FUND-SCC 001 0000 (GENERAL):

Ex Tr/Ad	19,470,675.48	422,969.33	19,893,644.81	1,643,046.81	349,257.11	146,006.75	99.27
In Tr/Ad	19,560,416.60	422,969.33	19,983,385.93	1,732,787.93	349,257.11	146,006.75	99.27

SHELBY CITY SCHOOLS
Appropriation Account Summary
SORTED BY FUND-SCC/ACCT

Account Number FUND FUNC OBJ SCC SUBJ	OU	IL JOB Prior FY Carryover Encumbrances	Description	FYTD Appropriated	FYTD Expendable	FYTD Actual Expenditures	MID Actual Expenditures	Current + Future Encumbrances	FYTD Remaining Balance	FYTD Percent Exp/Enc
001 1100 500 9018 000000 000 00 000		19,560.20	HB 412 INSTRUCTIONAL SUPPLY	83,661.90	73,210.17	5,530.00		0.00	10,451.73	87.51
001 2200 500 9018 000000 000 00 000		11,935.22	CURRICULUM DIRECTOR'S INST. SUPPLY FY 17	74,839.72	70,177.38	955.59		1,904.27	2,758.07	96.31
*****TOTAL FOR FUND-SCC 001 9018 (Instructional Supply Set-Aside FY 2018):										
Ex Tr/Ad		31,495.42		158,501.62	143,387.55	6,485.59		1,904.27	13,209.80	91.67
In Tr/Ad		31,495.42		158,501.62	143,387.55	6,485.59		1,904.27	13,209.80	91.67
*****TOTAL FOR FUND-SCC 001 9019 (Instructional Supply Set-Aside FY 2019):										
Ex Tr/Ad		0.00		392,022.69	360,505.66	23,713.30		29,191.24	2,325.79	99.41
In Tr/Ad		0.00		392,022.69	360,505.66	23,713.30		29,191.24	2,325.79	99.41
002 2500 800 9001 000000 000 00 000		18,797.53	Property Tax Collection Fees; SHS Bond Fund	18,797.53		0.00		0.00	0.00	100.00
002 6100 810 9001 000000 000 00 000		280,000.00	Principal, High School Bond Retirement	280,000.00		0.00		0.00	0.00	100.00
002 6100 820 9001 000000 000 00 000		627,262.50	Interest; High School Bond Retirement	627,262.50		0.00		0.00	0.00	100.00
*****TOTAL FOR FUND-SCC 002 9001 (High School Bond Retirement):										
Ex Tr/Ad		0.00		926,060.03	926,060.03	0.00		0.00	0.00	100.00
In Tr/Ad		0.00		926,060.03	926,060.03	0.00		0.00	0.00	100.00
003 1100 500 0000 000000 000 00 000		25,576.82	PERM IMPROVE REG INSTRUCTION SUPPLY/MATERIAL	25,576.82	24,545.56	0.00		1,031.26	0.00	100.00
003 1200 500 0000 000000 000 00 000		3,000.00	Textbooks Gifted/AP	3,000.00		0.00		0.00	0.00	100.00
003 2200 600 0000 000000 000 00 000		23,464.67	PERM IMPROVE COMPUTER-ASSIST INSTR EQUIPMENT	23,464.67	46,811.23	0.00		0.00	0.00	100.00

SHELBY CITY SCHOOLS
Appropriation Account Summary
SORTED BY FUND-SCC/ACCT

Account Number	FUND	FUNC	OBJ	SCC	SUBJ	OU	IL	JOB	Description	FYTD	FYTD	MTD	Current +	FYTD	FYTD	
										Appropriated	Expendable	Actual	Future	Remaining	Percent	
												Actual	Encumbrances	Balance	Exp/Enc	
006	3100	200	0000	000000	000	00	000	000	FOOD SERVICE EMPLOYEE BENEFITS	252,455.91	252,826.05	21,483.58	171.24	73.36	99.97	
										370.14						
006	3100	400	0000	000000	000	00	000	000	FOOD SERVICE PURCHASED SERVICES	13,396.71	15,585.44	4,574.25	358.16	0.00	100.00	
										2,188.73						
006	3100	500	0000	000000	000	00	000	000	FOOD SERVICE SUPPLIES/MATERIALS	361,062.75	370,294.09	11,297.87	41,172.00	0.00	100.00	
										9,231.34						
006	3100	600	0000	000000	000	00	000	000	FOOD SERVICE FOOD SERV OPERATION CAPITAL UTIL	7,831.18	7,831.18	0.00	317.50	0.00	100.00	
										0.00						
006	3100	800	0000	000000	000	00	000	000	FOOD SERVICE OTHER OBJECTS	2,814.86	2,814.86	0.00	0.00	0.00	100.00	
										0.00						
*****TOTAL FOR FUND-SCC 006 0000 (FOOD SERVICE):																
Ex	Tr/Ad	1,022,384.65								11,790.21	1,034,174.86	67,746.24	42,018.90	73.36	99.99	
In	Tr/Ad	1,022,384.65								11,790.21	1,034,174.86	67,746.24	42,018.90	73.36	99.99	
*****TOTAL FOR FUND-SCC 007 9004 (BD OF ED SCHOLARSHIP FUND):																
Ex	Tr/Ad	3,500.00								0.00	3,500.00	0.00	0.00	0.00	100.00	
In	Tr/Ad	3,500.00								0.00	3,500.00	0.00	0.00	0.00	100.00	
*****TOTAL FOR FUND-SCC 007 9012 (SHAW SCHOLARSHIP FUND):																
Ex	Tr/Ad	2,000.00								4,000.00	6,000.00	0.00	0.00	0.00	100.00	
In	Tr/Ad	2,000.00								4,000.00	6,000.00	0.00	0.00	0.00	100.00	
*****TOTAL FOR FUND-SCC 007 9014 (JANET E RHOADS - SCHOLARSHIP):																
Ex	Tr/Ad	0.00								1,000.00	1,000.00	0.00	0.00	0.00	100.00	
In	Tr/Ad	0.00								1,000.00	1,000.00	0.00	0.00	0.00	100.00	

SHELBY CITY SOLS
Appropriation Account Summary
SORTED BY FUND-SCC/ACCT

Date: 07/09
Time: 2:07 pm

Account Number FUND FUNC OBJ SCC SUBJ	OU	IL JOB Prior FY Carryover Encumbrances	Description	FYTD Appropriated	FYTD Expendable	FYTD Actual Expenditures	MTD Actual Expenditures	Current + Future Encumbrances	FYTD Remaining Balance	FYTD Percent Exp/Enc
007 1100 600 9200 000000 000 00 000		22.01	SPECIAL TRUST REG INSTRUCTION CAPITAL OUTLAY	1,493.99	1,516.00	1,516.00	0.00	0.00	0.00	100.00
007 2200 100 9200 000000 000 00 000		0.00	SPECIAL TRUST SUPP SERV-INSTRUCT STAFF PERSON	500.00	500.00	500.00	0.00	0.00	0.00	100.00
007 2200 200 9200 000000 000 00 000		0.00	PAC Retirement	132.50	132.50	132.50	0.00	0.00	0.00	100.00
007 2200 500 9200 000000 000 00 000		775.79	PAC Supplies	3,572.60	4,348.39	3,030.23	0.00	1,318.16	0.00	100.00
*****TOTAL FOR FUND-SCC 007 9200 (Performing Arts Center Fund):										
Ex Tr/Ad		797.80		5,699.09	6,496.89	5,178.73	0.00	1,318.16	0.00	100.00
In Tr/Ad		797.80		5,699.09	6,496.89	5,178.73	0.00	1,318.16	0.00	100.00
*****TOTAL FOR FUND-SCC 008 9001 (ENDOWMENT FUND-HORNER):										
Ex Tr/Ad		0.00		12.00	12.00	12.00	0.00	0.00	0.00	100.00
In Tr/Ad		0.00		12.00	12.00	12.00	0.00	0.00	0.00	100.00
*****TOTAL FOR FUND-SCC 008 9004 (TERRY L RUSSELL SCHOLARSHIP FUND):										
Ex Tr/Ad		500.00		1,000.00	1,500.00	1,500.00	0.00	0.00	0.00	100.00
In Tr/Ad		500.00		1,000.00	1,500.00	1,500.00	0.00	0.00	0.00	100.00
*****TOTAL FOR FUND-SCC 008 9009 (TOOKER SCHOLARSHIP FUND):										
Ex Tr/Ad		4,000.00		3,000.00	7,000.00	6,000.00	0.00	1,000.00	0.00	100.00
In Tr/Ad		4,000.00		3,000.00	7,000.00	6,000.00	0.00	1,000.00	0.00	100.00
*****TOTAL FOR FUND-SCC 008 9010 (Revbecca Bond Cryder Fund):										
Ex Tr/Ad		1,000.00		0.00	1,000.00	1,000.00	0.00	0.00	0.00	100.00
In Tr/Ad		1,000.00		0.00	1,000.00	1,000.00	0.00	0.00	0.00	100.00

SHELBY CITY SCHOOLS
Appropriation Account Summary
SORTED BY FUND-SCC/ACCT

Account Number	FYTD Appropriated	OU	IL JOB	Description	FYTD Expendable	FYTD Actual Expenditures	MTD Actual Expenditures	Current + Future Encumbrances	FYTD Remaining Balance	FYTD Percent Exp/Enc
*****TOTAL FOR FUND-SCC 008 9010 (REBECCA BOND CRYDER - SCHOLARSHIP):										
Ex Tr/Ad	0.00				1,000.00	1,000.00	0.00	0.00	0.00	100.00
In Tr/Ad	0.00				1,000.00	1,000.00	0.00	0.00	0.00	100.00
=====										
009 1100 500 0000 000000 000 00 000	13,571.63			UNIFORM SCHL SUPPLIES	14,915.64	13,666.29	2,037.00	1,249.35	0.00	100.00
009 2200 400 0000 000000 000 00 000	10,107.29			SHS Laptop Repair	10,307.19	8,996.64	0.00	1,310.55	0.00	100.00
009 2200 600 0000 000000 000 00 000	7,801.74			Laptop replacements	7,801.74	7,801.74	0.00	0.00	0.00	100.00
*****TOTAL FOR FUND-SCC 009 0000 (CLASSROOM SUPPLIES & WORKBOOKS - SR HIGH):										
Ex Tr/Ad	31,480.66				33,024.57	30,464.67	2,037.00	2,559.90	0.00	100.00
In Tr/Ad	31,480.66				33,024.57	30,464.67	2,037.00	2,559.90	0.00	100.00
=====										
009 1100 500 9200 000000 000 00 000	2,497.35			UNIFORM SCHL SUPPLIES REG INSTRUCTION SUPPLY/	5,337.40	5,337.40	0.00	0.00	0.00	100.00
*****TOTAL FOR FUND-SCC 009 9200 (CLASSROOM SUPPLIES - MIDDLE SCHOOL):										
Ex Tr/Ad	2,497.35				5,337.40	5,337.40	0.00	0.00	0.00	100.00
In Tr/Ad	2,497.35				5,337.40	5,337.40	0.00	0.00	0.00	100.00
=====										
009 1100 500 9300 000000 000 00 000	3,715.30			UNIFORM SCHL SUPPLIES REG INSTRUCTION SUPPLY/	4,713.30	4,713.30	0.00	0.00	0.00	100.00
*****TOTAL FOR FUND-SCC 009 9300 (CLASSROOM SUPPLIES - AUBURN):										
Ex Tr/Ad	3,715.30				4,713.30	4,713.30	0.00	0.00	0.00	100.00
In Tr/Ad	3,715.30				4,713.30	4,713.30	0.00	0.00	0.00	100.00
=====										
009 1100 500 9400 000000 000 00 000	4,197.18			UNIFORM SCHL SUPPLIES REG INSTRUCTION SUPPLY/	7,442.96	7,343.30	0.00	99.66	0.00	100.00
009 7200 900 9400 000000 000 00 000	23,186.14			UNIFORM SCHL SUPPLIES TRANSFER OTHER USES OF	23,186.14	23,186.14	0.00	0.00	0.00	100.00
=====										

SHELBY CITY SCHOOLS
 Appropriation Account Summary
 SORTED BY FUND-SCC/ACCT

Account Number	FUND	FUNC	OBJ	SCC	SUBJ	OU	IL JOB	Description	FYTD	FYTD	MTD	Current +	FYTD	FYTD	
							Prior FY		Expendable	Actual	Actual	Future	Remaining	Percent	
							Carryover			Expenditures	Expenditures	Encumbrances	Balance	Exp/Enc	
							Encumbrances								
*****TOTAL FOR FUND-SCC 009 9400 (CLASSROOM SUPPLIES - CENTRAL):															
Ex Tr/Ad	4,197.18						3,245.78	7,442.96	7,343.30		0.00	99.66	0.00	100.00	
In Tr/Ad	27,383.32						3,245.78	30,629.10	30,529.44	23,186.14		99.66	0.00	100.00	
*****TOTAL FOR FUND-SCC 009 9500 (UNIFORM SCHL SUPPLIES REG INSTRUCTION SUPPLY/															
Ex Tr/Ad	3,881.73						1,869.46	5,751.19	4,739.70		216.86	1,011.49	0.00	100.00	
In Tr/Ad	3,881.73						1,869.46	5,751.19	4,739.70		216.86	1,011.49	0.00	100.00	
*****TOTAL FOR FUND-SCC 009 9500 (CLASSROOM SUPPLIES - DOWDS):															
Ex Tr/Ad	25,825.41						655.28	26,480.69	23,219.41		551.33	3,261.28	0.00	100.00	
In Tr/Ad	25,825.41						655.28	26,480.69	23,219.41		551.33	3,261.28	0.00	100.00	
*****TOTAL FOR FUND-SCC 009 9600 (Classroom Supplies Preschool):															
Ex Tr/Ad	1,000.00						0.00	1,000.00	222.91		0.00	0.00	777.09	22.29	
In Tr/Ad	1,000.00						0.00	1,000.00	222.91		0.00	0.00	777.09	22.29	
*****TOTAL FOR FUND-SCC 018 9320 (SR HI PRINCIPALS FUND):															
Ex Tr/Ad	19,500.00						11.20	19,511.20	11,700.82		47.30	337.50	7,472.88	61.70	
In Tr/Ad	19,500.00						11.20	19,511.20	11,700.82		47.30	337.50	7,472.88	61.70	
*****TOTAL FOR FUND-SCC 018 9321 (SCHL SUPP REG INSTRUCTION SUPPLIES-AUB															
Ex Tr/Ad	13,072.57						992.00	14,064.57	10,827.33		1,456.64	3,077.14	160.10	98.86	
In Tr/Ad	20,000.00						1,465.22	21,465.22	17,062.47		3,238.79	4,135.02	267.73	98.75	
*****TOTAL FOR FUND-SCC 018 9321 (SCHL SUPP FOOD/SUPPLY PURCHASES-AUB															
Ex Tr/Ad	6,099.84						445.47	6,545.31	5,487.93		2,677.45	1,057.38	0.00	100.00	
In Tr/Ad	6,099.84						445.47	6,545.31	5,487.93		2,677.45	1,057.38	0.00	100.00	

SHELBY CITY SCHOOLS
Appropriation Account Summary
SORTED BY FUND-SCC/ACCT

Account Number	FYTD	OU	IL JOB	Description	FYTD	FYTD	MTD	Current +	FYTD	FYTD
FUND FUNC OBJ SCC SUBJ	Appropriated	Subj	Prior FY		Expendable	Actual	Actual	Future	Remaining	Percent
			Carryover			Expenditures	Expenditures	Encumbrances	Balance	Exp/Enc
			Encumbrances							
*****TOTAL FOR FUND-SCC 018 9321 (AUBURN PRINCIPALS FUND):										
Ex Tr/Ad	39,172.41		2,902.69		42,075.10	7,372.88		8,269.54	427.83	98.98
In Tr/Ad	39,172.41		2,902.69		42,075.10	7,372.88		8,269.54	427.83	98.98
018 1100 500 9322 000000 000 00 000	250.00		0.00	SCHL SUPP REG INSTRUCTION SUPPLIES-CENT	250.00	0.00	0.00	0.00	250.00	0.00
018 7200 900 9322 000000 000 00 000	4,349.22		0.00	PUBLIC SCHOOL SUPPORT TRANSFER OTHER USES OF	4,349.22	4,349.22	0.00	0.00	0.00	100.00
*****TOTAL FOR FUND-SCC 018 9322 (CENTRAL PRINCIPALS FUND):										
Ex Tr/Ad	250.00		0.00		250.00	0.00		0.00	250.00	0.00
In Tr/Ad	4,599.22		0.00		4,599.22	4,349.22	0.00	0.00	250.00	94.56
018 1100 500 9323 000000 000 00 000	15,300.00		2,101.60	SCHL SUPP REG INSTRUCTION SUPPLIES-DOWDS	17,401.60	719.81	719.81	674.91	9,297.79	46.57
018 2100 800 9330 000000 000 00 000	110,000.00		5,806.29	PUBLIC SCHOOL SUPPORT REG INSTRUCTION SUPPLY/	100.00	0.00	0.00	0.00	100.00	0.00
018 1100 500 9330 000000 000 00 000	100.00		0.00		100.00	0.00	0.00	0.00	100.00	0.00
018 2100 800 9330 000000 000 00 000	110,000.00		5,806.29	SCHL SUPP PUPIL SUPPORT OTHER OBJECTS-JR HI	115,806.29	10,627.43	10,627.43	212.12	24,735.99	78.64
*****TOTAL FOR FUND-SCC 018 9330 (MIDDLE SCHL PRINCIPALS FUND):										
Ex Tr/Ad	110,100.00		5,806.29		115,906.29	90,858.18	10,627.43	212.12	24,835.99	78.57
In Tr/Ad	110,100.00		5,806.29		115,906.29	90,858.18	10,627.43	212.12	24,835.99	78.57
019 1100 800 9003 000000 000 00 000	3,500.00		0.00	Camp Nuhop; Shelby Found FY 2010	3,500.00	0.00	0.00	0.00	0.00	100.00
019 1100 800 9003 000000 000 00 000	3,500.00		0.00		3,500.00	0.00	0.00	0.00	0.00	100.00
*****TOTAL FOR FUND-SCC 019 9003 (Shelby Found. Camp Nuhop; B. Green SMS):										
Ex Tr/Ad	3,500.00		0.00		3,500.00	0.00	0.00	0.00	0.00	100.00
In Tr/Ad	3,500.00		0.00		3,500.00	0.00	0.00	0.00	0.00	100.00

SHELBY CITY SOLS
Appropriation Account Summary
SORTED BY FUND-SCC/ACCT

Account Number FUND FUNC OBJ SCC SUBJ	OU	IL JOB Prior FY Carryover Encumbrances	Description	FYTD Appropriated	FYTD Expendable	FYTD Actual Expenditures	MTD Actual Expenditures	Current + Future Encumbrances	FYTD Remaining Balance	FYTD Percent Exp/Enc
019 1100 800 9012 000000 000 00 000		0.00	SMS DC Trip Shelby Foundation	11,850.00	11,850.00	11,000.00	0.00	0.00	850.00	92.83
				11,850.00						
*****TOTAL FOR FUND-SCC 019 9012 (Shelby Found. Washington DC Trip SMS):										
Ex Tr/Ad				11,850.00	11,850.00	11,000.00	0.00	0.00	850.00	92.83
In Tr/Ad				11,850.00	11,850.00	11,000.00	0.00	0.00	850.00	92.83
=====										
019 1100 800 9013 000000 000 00 000		0.00	SHS After Prom FY 2010	1,225.00	1,225.00		0.00	0.00	0.00	100.00
				1,225.00						
*****TOTAL FOR FUND-SCC 019 9013 (Shelby Foundation SHS After Prom):										
Ex Tr/Ad				1,225.00	1,225.00	1,225.00	0.00	0.00	0.00	100.00
In Tr/Ad				1,225.00	1,225.00	1,225.00	0.00	0.00	0.00	100.00
=====										
019 1100 800 9164 000000 000 00 000		0.00	Camp Invention Summer Scholarships	3,500.00	3,500.00	2,500.00	0.00	103.98	896.02	74.40
				3,500.00						
*****TOTAL FOR FUND-SCC 019 9164 (Camp Invention Summer Scholarships; A Finn):										
Ex Tr/Ad				3,500.00	3,500.00	2,500.00	0.00	103.98	896.02	74.40
In Tr/Ad				3,500.00	3,500.00	2,500.00	0.00	103.98	896.02	74.40
=====										
019 1100 800 9216 000000 000 00 000		0.00	Gimbel Found; Band Uniforms FY 2012	9,054.48	9,054.48		0.00	0.00	0.00	100.00
				9,054.48						
*****TOTAL FOR FUND-SCC 019 9216 (Gimbel Found; Band Uniforms; M Lofti):										
Ex Tr/Ad				9,054.48	9,054.48	9,054.48	0.00	0.00	0.00	100.00
In Tr/Ad				9,054.48	9,054.48	9,054.48	0.00	0.00	0.00	100.00
=====										
019 1100 800 9302 000000 000 00 000		0.00	Shelby Fund; Dows Interactive Classrooms	336.20	336.20		0.00	0.00	0.00	100.00
				336.20						
*****TOTAL FOR FUND-SCC 019 9302 (Shelby Foundation; Interactive Cl; P Walker):										
Ex Tr/Ad				336.20	336.20	336.20	0.00	0.00	0.00	100.00
In Tr/Ad				336.20	336.20	336.20	0.00	0.00	0.00	100.00
=====										
019 1100 800 9308 000000 000 00 000		0.00	Ebersole Grant; SHS Social Studies	484.00	484.00		0.00	0.00	0.00	100.00
				484.00						

Account Number	OU	IL JOB	Description	FYTD	FYTD	FYTD	MTD	Current +	FYTD	FYTD
FUND FUNC OBJ SCC SUBJ		Prior FY		Appropriated	Expendable	Actual	Actual	Future	Remaining	Percent
		Carryover				Expenditures	Expenditures	Encumbrances	Balance	Exp/Hnc
		Encumbrances								
*****TOTAL FOR FUND-SCC 019 9308 (SHS Social Studies; Ebersole donation):										
Ex Tr/Ad		0.00		484.00		484.00	0.00	0.00	0.00	100.00
In Tr/Ad		0.00		484.00		484.00	0.00	0.00	0.00	100.00
=====										
019 1100 800 9614 000000 000 00 000		0.00	OTHER GRANT REG INSTRUCTION MISCELLANEOUS OBJ	104.60		0.00	0.00	104.60	0.00	100.00
=====										
*****TOTAL FOR FUND-SCC 019 9614 (06 Foundation - Shelby Academic Boosters Club):										
Ex Tr/Ad		0.00		104.60		0.00	0.00	104.60	0.00	100.00
In Tr/Ad		0.00		104.60		0.00	0.00	104.60	0.00	100.00
=====										
019 1100 800 9618 000000 000 00 000		0.00	Safety Town Supplies	587.12		37.12	0.00	550.00	0.00	100.00
=====										
*****TOTAL FOR FUND-SCC 019 9618 (Safety Town Grants, Anne Finn):										
Ex Tr/Ad		0.00		587.12		37.12	0.00	550.00	0.00	100.00
In Tr/Ad		0.00		587.12		37.12	0.00	550.00	0.00	100.00
=====										
019 1100 800 9714 000000 000 00 000		0.00	Make Music Grant	76.00		0.00	0.00	0.00	76.00	0.00
=====										
*****TOTAL FOR FUND-SCC 019 9714 (Make Music; Richl Co Found - B Nabors):										
Ex Tr/Ad		0.00		76.00		0.00	0.00	0.00	76.00	0.00
In Tr/Ad		0.00		76.00		0.00	0.00	0.00	76.00	0.00
=====										
019 1100 800 9721 000000 000 00 000		10.00	Medley donation	2,010.00		2,010.00	0.00	0.00	0.00	100.00
=====										
*****TOTAL FOR FUND-SCC 019 9721 (Medley Donation; P Walker-):										
Ex Tr/Ad		10.00		2,010.00		2,010.00	0.00	0.00	0.00	100.00
In Tr/Ad		10.00		2,010.00		2,010.00	0.00	0.00	0.00	100.00
=====										
019 1100 500 9805 000000 000 00 000		0.00	Supply OISM Sig Grant FY 2008	257.56		257.56	0.00	0.00	0.00	100.00
=====										

SHELBY CITY SCHOOLS
Appropriation Account Summary
SORTED BY FUND-SCC/ACCT

Account Number	OU	IL JOB	Description	FYTD	FYTD	MTD	Current +	FYTD	FYTD
FUND FUNC OBJ SCC SUBJ	Prior FY	Carryover		Expendable	Actual	Actual	Future	Remaining	Percent
	Encumbrances	Encumbrances		Expenditures	Expenditures	Expenditures	Encumbrances	Balance	Exp/Enc
*****TOTAL FOR FUND-SCC 019 9924 (Walmart Grant; J Gilger, Dowds):									
Ex Tr/Ad	250.00	0.00		250.00	250.00	140.24	0.00	0.00	100.00
In Tr/Ad	250.00	0.00		250.00	250.00	140.24	0.00	0.00	100.00
=====									
019 1100 800 9925 000000 000 00 000			Fine Motor Act; RC Found	1,500.00	1,050.43	0.00	0.00	449.57	70.03
*****TOTAL FOR FUND-SCC 019 9925 (Fine Motor Act. RC Found; Anne Finn):									
Ex Tr/Ad	1,500.00	0.00		1,500.00	1,050.43	0.00	0.00	449.57	70.03
In Tr/Ad	1,500.00	0.00		1,500.00	1,050.43	0.00	0.00	449.57	70.03
=====									
019 1100 800 9926 000000 000 00 000			Indoor Recess RC Foundation	572.84	572.84	0.00	0.00	0.00	100.00
*****TOTAL FOR FUND-SCC 019 9926 (Indoor Recess Rc Foundatin Tracey Mathis):									
Ex Tr/Ad	572.84	0.00		572.84	572.84	0.00	0.00	0.00	100.00
In Tr/Ad	572.84	0.00		572.84	572.84	0.00	0.00	0.00	100.00
=====									
019 1100 800 9927 000000 000 00 000			Reading Resources; RC Foundation	1,268.45	1,265.31	13.79	0.00	3.14	99.75
*****TOTAL FOR FUND-SCC 019 9927 (Reading Resources RC Foundation Jami Gilger):									
Ex Tr/Ad	1,268.45	0.00		1,268.45	1,265.31	13.79	0.00	3.14	99.75
In Tr/Ad	1,268.45	0.00		1,268.45	1,265.31	13.79	0.00	3.14	99.75
=====									
019 1100 800 9928 000000 000 00 000			Walmart Grant; S Gribble	500.00	500.00	0.00	500.00	0.00	100.00
*****TOTAL FOR FUND-SCC 019 9928 (Walmart Grant; S Gribble):									
Ex Tr/Ad	500.00	0.00		500.00	500.00	0.00	500.00	0.00	100.00
In Tr/Ad	500.00	0.00		500.00	500.00	0.00	500.00	0.00	100.00
=====									
019 1100 800 9929 000000 000 00 000			MHJ Grant Steve Clark	1,405.00	1,377.44	0.00	0.00	27.56	98.04

SHELBY CITY COLS
Appropriation Account Summary
SORTED BY FUND-SCC/ACCT

Date: 07/03
Time: 2:07 pm

Account Number	FUND	FUNC	OBJ	SCC	SUBJ	OU	IL JOB	Prior FY	FYTD	FYTD	MTD	Current +	FYTD	FYTD
							Carryover	Encumbrances	Expendable	Actual	Actual	Future	Remaining	Percent
										Expenditures	Expenditures	Encumbrances	Balance	Exp/Enc
*****TOTAL FOR FUND-SCC 019 9929 (MHJ Grant; Steve Clark):														
Ex Tr/Ad							0.00		1,377.44		0.00	0.00	27.56	98.04
In Tr/Ad							0.00		1,405.00		0.00	0.00	27.56	98.04
									1,405.00					
022 4500 100 9014 000000 000 00 000							0.00		6,853.17		1,576.73	0.00	0.00	100.00
									6,853.17					
022 4500 200 9014 000000 000 00 000							0.00		1,269.88		276.74	0.00	395.43	76.25
									1,665.31					
022 4500 400 9014 000000 000 00 000							0.00		3,103.60		390.00	0.00	0.00	100.00
									3,103.60					
022 4500 500 9014 000000 000 00 000							1,527.00		17,043.83		7,073.90	175.00	0.00	100.00
									17,218.83					
*****TOTAL FOR FUND-SCC 022 9014 (Tournaments):														
Ex Tr/Ad							1,527.00		28,840.91		9,317.37	175.00	395.43	98.63
In Tr/Ad							1,527.00		28,840.91		9,317.37	175.00	395.43	98.63
									28,270.48					
022 2600 800 9332 000000 000 00 000							888.84		888.84		0.00	0.00	456.71	48.62
									888.84				456.71	48.62
									432.13					
									432.13					
022 2600 800 9333 000000 000 00 000							404.95		404.95		50.00	0.00	40.00	90.12
									404.95				40.00	90.12
									364.95				40.00	90.12
									364.95				40.00	90.12
022 2600 800 9337 000000 000 00 000							125.00		1,275.00		30.09	193.73	559.13	56.15
									1,150.00				559.13	56.15
									522.14					

SHELBY CITY SCHOOLS
Appropriation Account Summary
SORTED BY FUND-SCC/ACCT

Account Number	FUND	FUNC	OBJ	SCC	SUBJ	OU	IL JOB	Description	FYTD	FYTD	MTD	Current +	FYTD	FYTD	
							Prior FY		Expendable	Actual	Actual	Future	Remaining	Percent	
							Carryover					Encumbrances	Balance	Exp/Enc	
							Encumbrances								
*****TOTAL FOR FUND-SCC 022 9337 (DOWDS TEACHERS FLOWER FUND):															
Ex Tr/Ad							125.00		522.14	30.09		193.73	559.13	56.15	
In Tr/Ad							125.00		522.14	30.09		193.73	559.13	56.15	
=====															
024 2900 400 9001 000000 000 00 000							0.00	EMPLOY HEALTH SERV CLAIMS PAYMENT	2,615.00	0.00		0.00	0.00	100.00	
									2,615.00						
*****TOTAL FOR FUND-SCC 024 9001 (EMPLOYEE HEALTH LIABILITY):															
Ex Tr/Ad							0.00		2,615.00	0.00		0.00	0.00	100.00	
In Tr/Ad							0.00		2,615.00	0.00		0.00	0.00	100.00	
=====															
024 2900 800 9002 000000 000 00 000							0.00	Health Coverage, Consortium				0.00	0.00	100.00	
									3,241,268.76	281,920.42		0.00	0.00	100.00	
									3,241,268.76						
*****TOTAL FOR FUND-SCC 024 9002 (Employee Health Liability, Consortium):															
Ex Tr/Ad							0.00		3,241,268.76	281,920.42		0.00	0.00	100.00	
In Tr/Ad							0.00		3,241,268.76	281,920.42		0.00	0.00	100.00	
=====															
034 2200 600 9011 000000 000 00 000							0.00	OFCC Maint. Tech replacement				0.00	0.00	100.00	
									19,000.00	0.00		0.00	0.00	100.00	
									19,000.00						
034 2700 400 9011 000000 000 00 000							0.00	Prof Tech Svcs; OSFC Proj Maint				0.00	0.00	100.00	
									38,335.22	1,182.85		2,489.24	0.00	100.00	
									38,335.22						
034 2700 500 9011 000000 000 00 000							0.00	Supplies/Material; OSFC Proj Maint				0.00	0.00	100.00	
									1,771.32	0.00		0.00	0.00	100.00	
									1,771.32						
034 2700 600 9011 000000 000 00 000							1,500.00	CLASSROOM FAC. MAINT. OPERATION/MAINT OF PLAN	6,053.35	0.00		0.00	0.00	100.00	
									6,053.35						
*****TOTAL FOR FUND-SCC 034 9011 (OSFC Project Maintenance Fund):															
Ex Tr/Ad							1,500.00		62,670.65	1,182.85		2,489.24	0.00	100.00	
In Tr/Ad							1,500.00		62,670.65	1,182.85		2,489.24	0.00	100.00	
=====															
200 4600 800 9010 000000 000 00 000							200.00	After Prom expense				0.00	0.00	100.00	
									2,134.85	0.00		0.00	0.00	100.00	
									2,134.85						

SHELBY CITY SCHOOLS
Appropriation Account Summary
SORTED BY FUND-SCC/ACCT

Account Number	OU	IL JOB	Description	FYTD	FYTD	MTD	Current +	FYTD	FYTD
FUND FUNC OBJ SCC SUBJ	Subj	Prior FY		Expendable	Actual	Actual	Future	Remaining	Percent
		Carryover			Expenditures	Expenditures	Encumbrances	Balance	Exp/Enc
		Encumbrances							
*****TOTAL FOR FUND-SCC 200 9247 (DESTINATION TO STARDOM - MIDDLE SCHOOL):									
Ex Tr/Ad	2,750.00	350.00		3,100.00	183.34	183.34	0.00	2,201.55	28.98
In Tr/Ad	2,750.00	350.00		3,100.00	183.34	183.34	0.00	2,201.55	28.98
200 4100 800 9258	000000 000 00 000	500.00	STUDENT MANAGED ACT ACADEMIC/SUBJECT ORIENTED	500.00	0.00	0.00	394.38	105.62	78.88
*****TOTAL FOR FUND-SCC 200 9258 (Special Ed. Sheri & Kelly Z):									
Ex Tr/Ad	0.00	500.00		500.00	0.00	0.00	394.38	105.62	78.88
In Tr/Ad	0.00	500.00		500.00	0.00	0.00	394.38	105.62	78.88
200 7200 900 9260	000000 000 00 000	0.00	STUDENT MANAGED ACT TRANSFER OTHER USES OF FU	255.88	255.88	255.88	0.00	0.00	100.00
*****TOTAL FOR FUND-SCC 200 9260 (CENTRAL ELEM. - STUDENT COUNCIL):									
Ex Tr/Ad	0.00	0.00		0.00	0.00	0.00	0.00	0.00	0.00
In Tr/Ad	255.88	0.00		255.88	255.88	255.88	0.00	0.00	100.00
200 4100 800 9300	000000 000 00 000	590.00	GUIDANCE STUDENT ACTIVITY EXPENSE	590.00	0.00	0.00	0.00	590.00	0.00
*****TOTAL FOR FUND-SCC 200 9300 (GUIDANCE FUND):									
Ex Tr/Ad	590.00	0.00		590.00	0.00	0.00	0.00	590.00	0.00
In Tr/Ad	590.00	0.00		590.00	0.00	0.00	0.00	590.00	0.00
200 4600 800 9313	000000 000 00 000	0.00	Class of 2013 Expenses	3,050.00	0.00	0.00	0.00	3,050.00	0.00
*****TOTAL FOR FUND-SCC 200 9313 (Class of 2013 - Linda Perkins):									
Ex Tr/Ad	3,050.00	0.00		3,050.00	0.00	0.00	0.00	3,050.00	0.00
In Tr/Ad	3,050.00	0.00		3,050.00	0.00	0.00	0.00	3,050.00	0.00
200 4600 800 9316	000000 000 00 000	0.00	JR HI LIBRARY STUDENT ACTIVITY EXPENSE	250.00	0.00	0.00	0.00	150.10	39.96
*****TOTAL FOR FUND-SCC 200 9316 (Class of 2013 - Linda Perkins):									
Ex Tr/Ad	3,050.00	0.00		3,050.00	0.00	0.00	0.00	3,050.00	0.00
In Tr/Ad	3,050.00	0.00		3,050.00	0.00	0.00	0.00	3,050.00	0.00

Account Number	FUND	FUNC	OBJ	SCC	SUBJ	OU	IL JOB	Description	FYTD	FYTD	MTD	Current +	FYTD	FYTD	
							Prior FY		Expendable	Actual	Actual	Future	Remaining	Percent	
							Carryover			Expenditures	Expenditures	Encumbrances	Balance	Exp/Enc	
							Encumbrances								
*****TOTAL FOR FUND-SCC 200 9321 (Class of 2021):															
Ex Tr/Ad	250.00						0.00		250.00			0.00		25.00	90.00
In Tr/Ad	250.00						0.00		250.00			0.00		25.00	90.00
200 4600 800 9802 000000 000 00 000							0.00	SMS Eco Warriors	382.50			0.00		442.50	46.36
	825.00								825.00						
*****TOTAL FOR FUND-SCC 200 9802 (SMS Eco Warriors; Mindy Rowlands):															
Ex Tr/Ad	825.00						0.00		825.00			0.00		442.50	46.36
In Tr/Ad	825.00						0.00		825.00			0.00		442.50	46.36
300 4500 100 9201 000000 000 00 000							0.00	ATHLETICS SALARY	10,161.98			0.00		823.32	92.51
	10,985.30								10,985.30						
300 4500 200 9201 000000 000 00 000							0.00	ATHLETICS EMPLOYEE BENEFITS	1,979.11			0.00		161.78	92.44
	2,140.89								2,140.89						
300 4500 400 9201 000000 000 00 000							0.00	ATHLETICS PURCHASED SERVICES	99,992.29		19,430.05	4,500.00		1,617.38	98.48
	98,529.67								106,109.67						
300 4500 500 9201 000000 000 00 000							0.00	ATHLETICS SUPPLIES	13,359.62			215.00		0.00	100.00
	13,014.62								13,574.62						
300 4500 600 9201 000000 000 00 000							0.13	GIRLS TEAM SPORTS NEW EQUIP	39,217.32			300.00		522.84	98.69
	40,040.03								40,040.16						
300 4500 800 9201 000000 000 00 000							493.50	ATHLETICS OTHER OBJECTS	19,421.02			6,386.40		509.08	98.07
	25,823.00								26,316.50						
*****TOTAL FOR FUND-SCC 300 9201 (ATHLETICS):															
Ex Tr/Ad	190,533.51						8,633.63		199,167.14			11,401.40		3,634.40	98.18
In Tr/Ad	190,533.51						8,633.63		199,167.14			11,401.40		3,634.40	98.18
300 4100 500 9230 000000 000 00 000							650.00	SR HI ARTS SUPPLIES	8,310.56			0.00		0.00	100.00
	7,660.56								8,310.56						
*****TOTAL FOR FUND-SCC 300 9230 (SR HI ARTS FUND):															
Ex Tr/Ad	7,660.56						650.00		8,310.56			0.00		0.00	100.00
In Tr/Ad	7,660.56						650.00		8,310.56			0.00		0.00	100.00

Account Number	OU	IL JOB	Description	FYTD	FYTD	MTD	Current +	FYTD	FYTD
FUND FUNC OBJ SCC SUBJ	Prior FY	Carryover		Expendable	Actual	Actual	Future	Remaining	Percent
	Encumbrances				Expenditures	Expenditures	Encumbrances	Balance	Exp/Enc
401 3200 500 9118 000000 000 00 000	0.00	0.00	AUXILIARY SERV COMMUNITY SUPPLY/MATERIAL	36,981.56	36,981.56	0.00	0.00	0.00	100.00
	36,981.56								
*****TOTAL FOR FUND-SCC 401 9118 (Sacred Heart Auxilliary Services FY 2018):									
Ex Tr/Ad	38,792.40	21,142.62		59,935.02	59,935.02	0.00	0.00	0.00	100.00
In Tr/Ad	38,792.40	21,142.62		59,935.02	59,935.02	0.00	0.00	0.00	100.00
=====									
401 3200 400 9119 000000 000 00 000	0.00	0.00	AUXILIARY SERV COMMUNITY PURCHASED SERV	67,168.25	54,647.31	14,271.78	12,520.94	0.00	100.00
	67,168.25								
*****TOTAL FOR FUND-SCC 401 9119 (Sacred Heart Auxilliary Services FY 2019):									
Ex Tr/Ad	92,534.12	0.00		92,534.12	63,632.89	15,476.09	28,898.98	2.25	100.00
In Tr/Ad	92,534.12	0.00		92,534.12	63,632.89	15,476.09	28,898.98	2.25	100.00
=====									
451 2200 400 9018 000000 000 00 000	0.00	0.00	Network Connectivity Purch Svs.	3,600.00	3,600.00	0.00	0.00	0.00	100.00
	3,600.00								
*****TOTAL FOR FUND-SCC 451 9018 (Network Connectivity FY 2018):									
Ex Tr/Ad	3,600.00	0.00		3,600.00	3,600.00	0.00	0.00	0.00	100.00
In Tr/Ad	3,600.00	0.00		3,600.00	3,600.00	0.00	0.00	0.00	100.00
=====									
451 2200 400 9019 000000 000 00 000	0.00	0.00	DATA COMM SUPP SERV-INSTRUCT STAFF PURCHASED	3,600.00	3,600.00	0.00	0.00	0.00	100.00
	3,600.00								
*****TOTAL FOR FUND-SCC 451 9019 (Network Connectivity FY 2019):									
Ex Tr/Ad	3,600.00	0.00		3,600.00	3,600.00	0.00	0.00	0.00	100.00
In Tr/Ad	3,600.00	0.00		3,600.00	3,600.00	0.00	0.00	0.00	100.00
=====									
499 1100 500 9018 000000 000 00 000	491.40	0.00	Secondary Transition grant; Supplies	491.40	205.95	181.50-	0.00	285.45	41.91
	0.00								
*****TOTAL FOR FUND-SCC 499 9018 (Secondary Transition Grant):									
Ex Tr/Ad	0.00	491.40		491.40	205.95	181.50-	0.00	285.45	41.91
In Tr/Ad	0.00	491.40		491.40	205.95	181.50-	0.00	285.45	41.91
=====									

Account Number FUND FUNC OBJ SCC SUBJ	OU	IL JOB Prior FY Carryover	FYTD Appropriated	FYTD Encumbrances	Description	FYTD Actual Expenditures	MTD Actual Expenditures	Current + Future Encumbrances	FYTD Remaining Balance	FYTD Percent Exp/Enc
572 1200 500 9018 000000	277.00	30.00	307.00	307.00	TITLE I SPEC INSTRUCT SUPPLY/MATERIAL	0.00	0.00	0.00	0.00	100.00
572 3200 400 9018 000000	2,852.58-	6,637.85	3,785.27	3,785.27	TITLE I COMMUNITY PURCHASED SERV	0.00	0.00	0.00	0.00	100.00
*****TOTAL FOR FUND-SCC 572 9018 (Title I FY 2018):										
Ex Tr/Ad	45,956.13	7,031.61	52,987.74	52,987.74		0.00	0.00	0.00	0.00	100.00
In Tr/Ad	45,956.13	7,031.61	52,987.74	52,987.74		0.00	0.00	0.00	0.00	100.00
=====										
572 1200 100 9019 000000	281,047.70	0.00	281,047.70	259,775.70	TITLE I SPEC INSTRUCT PERSONAL SERV-SALARY	26,074.96	0.00	0.00	21,272.00	92.43
572 1200 200 9019 000000	41,375.89	0.00	41,375.89	31,578.73	TITLE I SPEC INSTRUCT EMPLOYEES RETIRE/INSUR	0.00	0.00	0.00	9,797.16	76.32
572 1200 400 9019 000000	5,544.33	0.00	5,544.33	3,514.35	TITLE I SPEC INSTRUCT PURCHASED SERV	153.00	0.00	1,044.48	985.50	82.23
572 1200 500 9019 000000	4,845.96	0.00	4,845.96	4,695.96	TITLE I SPEC INSTRUCT SUPPLY/MATERIAL	602.60	0.00	150.00	0.00	100.00
572 3200 400 9019 000000	35,844.18	0.00	35,844.18	27,053.10	TITLE I COMMUNITY PURCHASED SERV	4,067.10	0.00	2,119.90	6,671.18	81.39
572 3200 500 9019 000000	3,400.00	0.00	3,400.00	2,312.00	TITLE I COMMUNITY SUPPLY/MATERIAL	487.81	0.00	1,088.00	0.00	100.00
*****TOTAL FOR FUND-SCC 572 9019 (Title I FY 2019):										
Ex Tr/Ad	372,058.06	0.00	372,058.06	328,929.84		31,385.47	0.00	4,402.38	38,725.84	89.59
In Tr/Ad	372,058.06	0.00	372,058.06	328,929.84		31,385.47	0.00	4,402.38	38,725.84	89.59
=====										
587 1200 100 9018 000000	545.00	0.00	545.00	545.00	IDEA Early Childhood Substitutes	0.00	0.00	0.00	0.00	100.00
587 1200 200 9018 000000	215.00	0.00	215.00	215.00	IDEAB Early Childhood Benefits	0.00	0.00	0.00	0.00	100.00
587 1200 400 9018 000000	46.82-	228.00	181.18	181.18	PURCHASED SERVICES, IDEA EARLY CHILDHOOD	0.00	0.00	0.00	0.00	100.00
587 1200 600 9018 000000	10.00-	500.00	490.00	490.00	IDEA SPEC INSTRUCT CAPITAL OUTLAY	0.00	0.00	0.00	0.00	100.00

SHELBY CITY SCHOOLS
Appropriation Account Summary
SORTED BY FUND-SCC/ACCT

Account Number	FUND	FUNC	OBJ	SCC	SUBJ	OU	IL	JOB	Description	FYTD	FYTD	MTD	Current +	FYTD	FYTD	
										Appropriated	Expendable	Actual	Future	Remaining	Percent	
												Actual	Encumbrances	Balance	Exp/Enc	
*****TOTAL FOR FUND-SCC 587 9018 (IDEA Early Childhood (Preschool) FY 2018):																
Ex Tr/Ad					703.18				728.00	1,431.18		0.00	0.00	0.00	100.00	
In Tr/Ad					703.18				728.00	1,431.18		0.00	0.00	0.00	100.00	
*****TOTAL FOR FUND-SCC 587 9019 (IDEA EC Subs)																
Ex Tr/Ad					1,273.76				0.00	1,273.76		200.00	0.00	0.00	100.00	
In Tr/Ad					1,273.76				0.00	1,273.76		200.00	0.00	0.00	100.00	
*****TOTAL FOR FUND-SCC 587 9019 (IDEA EC benefits)																
Ex Tr/Ad					196.79				0.00	196.79		30.90	0.00	0.00	100.00	
In Tr/Ad					196.79				0.00	196.79		30.90	0.00	0.00	100.00	
*****TOTAL FOR FUND-SCC 587 9019 (IDEA SPEC INSTRUCT PURCHASED SERV)																
Ex Tr/Ad					13,017.97				0.00	13,017.97		0.00	0.00	0.00	100.00	
In Tr/Ad					13,017.97				0.00	13,017.97		0.00	0.00	0.00	100.00	
*****TOTAL FOR FUND-SCC 587 9019 (IDEA SPEC INSTRUCT SUPPLY/MATERIAL)																
Ex Tr/Ad					500.00				0.00	500.00		500.00	0.00	0.00	100.00	
In Tr/Ad					500.00				0.00	500.00		500.00	0.00	0.00	100.00	
*****TOTAL FOR FUND-SCC 587 9019 (Capital Outlay IDEA EC FY 2019)																
Ex Tr/Ad					500.00				0.00	500.00		0.00	0.00	0.00	100.00	
In Tr/Ad					500.00				0.00	500.00		0.00	0.00	0.00	100.00	
*****TOTAL FOR FUND-SCC 587 9019 (IDEA Early Childhood (Preschool) FY 2019):																
Ex Tr/Ad					15,488.52				0.00	15,488.52		730.90	0.00	0.00	100.00	
In Tr/Ad					15,488.52				0.00	15,488.52		730.90	0.00	0.00	100.00	
*****TOTAL FOR FUND-SCC 587 9119 (Title IVB Restoration Salary)																
Ex Tr/Ad					2,377.04				0.00	2,377.04		500.00	0.00	0.00	100.00	
In Tr/Ad					2,377.04				0.00	2,377.04		500.00	0.00	0.00	100.00	
*****TOTAL FOR FUND-SCC 587 9119 (Title IVB Restoration Benefits)																
Ex Tr/Ad					327.09				0.00	327.09		77.25	0.00	0.00	100.00	
In Tr/Ad					327.09				0.00	327.09		77.25	0.00	0.00	100.00	
*****TOTAL FOR FUND-SCC 587 9119 (Title IVB Restoration):																
Ex Tr/Ad					2,704.13				0.00	2,704.13		577.25	0.00	0.00	100.00	
In Tr/Ad					2,704.13				0.00	2,704.13		577.25	0.00	0.00	100.00	
*****TOTAL FOR FUND-SCC 587 9119 (Title IIA FY18 Retirement)																
Ex Tr/Ad					13.49				26.98	13.49		0.00	0.00	0.00	100.00	
In Tr/Ad					13.49				26.98	13.49		0.00	0.00	0.00	100.00	
*****TOTAL FOR FUND-SCC 587 9018 (IMPROVING TCHR QUALITY SUPP SERV-INSTRUCT STA)																
Ex Tr/Ad					6,092.68				10,130.22	4,037.54		0.00	0.00	0.00	100.00	
In Tr/Ad					6,092.68				10,130.22	4,037.54		0.00	0.00	0.00	100.00	
*****TOTAL FOR FUND-SCC 587 9018 (Title IIA Supplies FY2018)																
Ex Tr/Ad					307.00				0.00	307.00		307.00	0.00	0.00	100.00	
In Tr/Ad					307.00				0.00	307.00		307.00	0.00	0.00	100.00	

Account Number	Description	FYTD	FYTD	FYTD	MTD	Current +	FYTD	FYTD
FUND FUNC OBJ SCC SUBJ	OU	IL JOB	Prior FY	Carryover	Encumbrances	FYTD	Actual	Actual
Appropriated	Expendable	Expenditures	PURCHASED SE	Encumbrances	Balance	Percent	Exp/Enc	
590 3200 400 9018 000000 000 00 000	258.00-	1,190.45	932.45	932.45	0.00	0.00	0.00	100.00
	IMPROVING TCHR QUALITY COMMUNITY PURCHASED SE							
*****TOTAL FOR FUND-SCC 590 9018 (Title II-A IMPROVING TEACHER QUALITY):								
Ex Tr/Ad	6,671.17-	11,347.65	4,676.48	4,676.48	0.00	0.00	0.00	100.00
In Tr/Ad	6,671.17-	11,347.65	4,676.48	4,676.48	0.00	0.00	0.00	100.00
590 1100 400 9019 000000 000 00 000	484.85	0.00	484.85	484.85	34.80	0.00	0.00	100.00
	IMPROVING TCHR QUALITY REG INSTRUCTION PURCHA							
590 2200 100 9019 000000 000 00 000	19,610.20	0.00	19,610.20	19,610.20	0.00	0.00	0.00	100.00
	IMPROVING TCHR QUALITY SUPP SERV-INSTRUCT STA							
590 2200 200 9019 000000 000 00 000	3,232.33	0.00	3,232.33	3,232.33	0.00	0.00	0.00	100.00
	IMPROVING TCHR QUALITY SUPP SERV-INSTRUCT STA							
590 2200 400 9019 000000 000 00 000	32,222.48	0.00	32,222.48	31,030.56	966.45	1,191.92	0.00	100.00
	IMPROVING TCHR QUALITY SUPP SERV-INSTRUCT STA							
590 2200 500 9019 000000 000 00 000	1,998.20	0.00	1,998.20	1,998.20	164.00	0.00	0.00	100.00
	IMPROVING TCHR QUALITY SUPP SERV-INSTRUCT STA							
590 3200 400 9019 000000 000 00 000	5,090.89	0.00	5,090.89	4,944.00	0.00	146.89	0.00	100.00
	IMPROVING TCHR QUALITY COMMUNITY PURCHASED SE							
*****TOTAL FOR FUND-SCC 590 9019 (Title IIA FY 2019):								
Ex Tr/Ad	62,638.95	0.00	62,638.95	61,300.14	1,165.25	1,338.81	0.00	100.00
In Tr/Ad	62,638.95	0.00	62,638.95	61,300.14	1,165.25	1,338.81	0.00	100.00
599 3200 400 9018 000000 000 00 000	160.09-	355.00	194.91	194.91	0.00	0.00	0.00	100.00
	Title IVA Non Public Purch Svcs							
599 7200 900 9018 000000 000 00 000	3,556.71	0.00	3,556.71	3,556.71	0.00	0.00	0.00	100.00
	Title IVA FY 2018							
*****TOTAL FOR FUND-SCC 599 9018 (Title IVA 2018; Student Support & Enrichment):								
Ex Tr/Ad	160.09-	355.00	194.91	194.91	0.00	0.00	0.00	100.00
In Tr/Ad	3,396.62	355.00	3,751.62	3,751.62	0.00	0.00	0.00	100.00
599 1100 100 9019 000000 000 00 000	605.40	0.00	605.40	605.40	0.00	0.00	0.00	100.00
	Substitutes Student Support FY 2018							

SHELBY CITY SCHOOLS
Appropriation Account Summary
SORTED BY FUND-SCC/ACCT

Account Number	FUND	FUNC	OBJ	SCC	SUBJ	OU	IL JOB	Prior FY	Carryover	Encumbrances	FYTD	FYTD	FYTD	MTD	Actual	Expenditures	Expenditures	Current +	Future	Encumbrances	FYTD	Remaining	Percent	FYTD		
											Appropriated	Expendable	Actual	Actual	Expenditures	Expenditures	Expenditures	Encumbrances	Encumbrances	Encumbrances	Balance	Exp/Enc	Exp/Enc			
599 1100 400 9019 000000						000 00 000		0.00			Student Support Services	22,027.81	19,141.88	0.00	0.00	0.00	0.00	2,885.93	0.00	0.00	0.00	0.00	100.00	100.00		
599 1100 600 9019 000000						000 00 000		0.00			Student Support Capital Outlay	3,000.00	3,000.00	0.00	0.00	0.00	0.00	0.00	0.00	0.00	0.00	100.00	100.00	100.00		
599 3200 400 9019 000000						000 00 000		0.00			Student Support Services; Non Public	1,258.15	1,258.15	0.00	0.00	0.00	0.00	0.00	0.00	0.00	0.00	100.00	100.00	100.00		
****TOTAL FOR FUND-SCC 599 9019 (Title IVA Student Support & Ac. Enrichment):																										
Ex Tr/Ad	26,891.36							0.00			26,891.36	24,005.43	0.00	0.00	0.00	0.00	0.00	2,885.93	0.00	0.00	0.00	0.00	100.00	100.00		
In Tr/Ad	26,891.36							0.00			26,891.36	24,005.43	0.00	0.00	0.00	0.00	0.00	2,885.93	0.00	0.00	0.00	0.00	100.00	100.00		
****GRAND TOTALS:																										
Ex Tr/Ad	27,784,392.33						624,535.63				28,408,927.96	27,280,339.84	2,189,682.37	2,189,682.37	2,189,682.37	2,189,682.37	2,189,682.37	734,562.70	0.00	0.00	0.00	394,025.42	98.61	98.61		
In Tr/Ad	27,905,574.59						624,535.63				28,530,110.22	27,401,522.10	2,307,307.92	2,307,307.92	2,307,307.92	2,307,307.92	2,307,307.92	734,562.70	0.00	0.00	0.00	394,025.42	98.62	98.62		

DATE: 07/01/2019
TIME: 13:27:54

SHELBY CITY SCHOOLS
SUMMARY CHECK REGISTER - ALL CHECKS

PAGE 1
(CHECKS)

CHECK	DATE	NUMBER -	VENDOR -	NAME	AMOUNT	O-STS-C	REC/VD
76186	06/05/19	122	FIRST CITIZENS BANK OF SHELBY		486,765.22	C R	06/30/19
76189	06/05/19	1306	SHELBY CITY SCHOOLS - SERS		6,362.49	W R	06/30/19
76190	06/05/19	1307	SHELBY CITY SCHOOLS - STRS		22,350.61	W R	06/30/19
76191	06/05/19	9074	SHELBY CITY BD OF EDUCATION		7,021.14	W R	06/30/19
76192	06/05/19	9075	SHELBY CITY BD OF EDUCATION		80.71	W R	06/30/19
76193	06/07/19	1983	DAS HARDWARE, LLC		544.93	W R	06/30/19
76194	06/07/19	2025	ACACIA CENTER INC		975.00	W R	06/30/19
76195	06/07/19	1799	ALL AMERICAN SPORTS COR.		403.06	W R	06/30/19
76196	06/07/19	411	APPLE COMPUTER, INC		158.00	W R	06/30/19
76197	06/07/19	6034	BRICKER & ECKLER LLP		3,119.14	W R	06/30/19
76198	06/07/19	5396	NUHOP CENTER FOR EXPERIENTIA		9,715.00	W W	
76199	06/07/19	3001	COLE DISTRIBUTING INC		4,095.68	W R	06/30/19
76200	06/07/19	746	DOMINO'S PIZZA		130.67	W R	06/30/19
76201	06/07/19	381	G & L SUPPLY CO		312.00	W R	06/30/19
76202	06/07/19	413	GORDON FOOD SERVICE		7.99	W R	06/30/19
76203	06/07/19	1062	GORDON FOOD SERVICE		4,454.38	W R	06/30/19
76204	06/07/19	4628	GRAINGER DIVISION		911.52	W R	06/30/19
76205	06/07/19	7833	GREAT MINDS		900.00	W R	06/30/19
76206	06/07/19	6914	JOHN GIES		236.64	W R	06/30/19
76207	06/07/19	4054	LOWE'S		312.30	W R	06/30/19
76208	06/07/19	756	LUKACH SPEECH SERVICES LLC		2,350.00	W R	06/30/19
76209	06/07/19	9878	M. Smith Roofing, LTD		65,500.00	W R	06/30/19
76210	06/07/19	536	MAHEK TROPHIES & AWARDS		840.05	W R	06/30/19
76211	06/07/19	880381	MARY RUTH BOOKS		1,166.40	W R	06/30/19
76212	06/07/19	7000	MID OHIO ATHLETIC CONFERENCE		700.00	W R	06/30/19
76213	06/07/19	4766	MILLIRON AUTO PARTS		125.00	W R	06/30/19
76214	06/07/19	7260	MOESC		6,843.08	W R	06/30/19
76215	06/07/19	95	MUNICIPAL UTILITIES		23,809.51	W R	06/30/19
76216	06/07/19	3386	OHIO ART ED ASSOC		95.00	W R	06/30/19
76217	06/07/19	880500	OHSAA FOUNDATION		30.00	W W	
76218	06/07/19	4250	ORIENTAL TRADING CO. INC		47.39	W R	06/30/19
76219	06/07/19	7246	OSU EXTENSION		510.00	W W	
76220	06/07/19	398	PIVOT CREATES LLC		655.00	W R	06/30/19
76221	06/07/19	2194	READ NATURALLY, INC		203.50	W R	06/30/19
76222	06/07/19	6894	REALLY GOOD STUFF		200.32	W R	06/30/19
76223	06/07/19	1900	RENHILL HOLDINGS, INC.		3,808.27	W R	06/30/19
76224	06/07/19	3812	SAM'S CLUB		355.84	W R	06/30/19
76225	06/07/19	5227	SARINA M. BROOKS		125.26	W R	06/30/19
76226	06/07/19	880316	SCHEDULE STAR		990.00	W R	06/30/19
76227	06/07/19	5577	SCHOLASTIC BOOK FAIR		3,238.79	W R	06/30/19
76228	06/07/19	27	SCHOOL SPECIALTY		272.55	W R	06/30/19
76229	06/07/19	3968	SHELBY BD OF EDUCATION		1,402.00	W R	06/30/19
76230	06/07/19	75	SHELBY PARTS CO		448.96	W R	06/30/19
76231	06/07/19	3040	SHERI MITCHELL		444.62	W R	06/30/19
76232	06/07/19	880392	SIESEL DISTRBUTING		1,407.21	W R	06/30/19
76233	06/07/19	156	STANTONS SHEET MUSIC INC		59.29	W R	06/30/19
76234	06/07/19	7497	TSC		953.81	W R	06/30/19
76235	06/07/19	89	TRANSPORTATION ACCESSORI		1,300.22	W R	06/30/19
76236	06/07/19	880289	U S BANK		5,613.27	W R	06/30/19
76237	06/07/19	5308	UNIVERSAL ENTERPRISES, INC.		1,182.85	W R	06/30/19
76238	06/07/19	2181	WORTHINGTON DIRECT		169.96	W R	06/30/19
76239	06/07/19	7987	XTEK PARTNERS, INC.		12,104.70	W R	06/30/19
76240	06/11/19	175	SHELBY CITY BD OF EDUCAT		100.00	W R	06/30/19
76241	06/11/19	175	SHELBY CITY BD OF EDUCAT		39.82	W R	06/30/19
76242	06/11/19	175	SHELBY CITY BD OF EDUCAT		91.76	W R	06/30/19
76243	06/12/19	4730	SHELBY CITY BD OF EDUC		3,123.47	W R	06/30/19

DATE: 07/01/2019
TIME: 13:27:54

SHELBY CITY SCHOOLS
SUMMARY CHECK REGISTER - ALL CHECKS

PAGE 2
(CHECKS)

CHECK	DATE	NUMBER	VENDOR - NAME	AMOUNT	O-ST	S-C	REC/VD
76244	06/12/19	130	SHELBY CITY BD OF EDUCAT	1,979.62	W	R	06/30/19
76245	06/12/19	3737	SHELBY CITY BD OF EDUCAT	1,503.90	W	R	06/30/19
76246	06/12/19	8009	SHELBY CITY SCHOOLS	16,164.06	W	R	06/30/19
76247	06/12/19	8040	SHELBY CITY SCHOOLS	6,760.85	W	R	06/30/19
76248	06/20/19	122	FIRST CITIZENS BANK OF SHELBY	474,018.28	C	R	06/30/19
76249	06/14/19	2025	ACACIA CENTER INC	900.00	W	R	06/30/19
76250	06/14/19	7883	ACE DIGITAL ACADEMY	5,530.00	W	R	06/30/19
76251	06/14/19	144	NICKLES BAKERY	1,364.31	W	R	06/30/19
76252	06/14/19	880476	OHIO ALLIANCE BILLING LLC	126.32	W	W	
76253	06/14/19	6304	Amazon/SYNCB	2,599.40	W	R	06/30/19
76254	06/14/19	2204	BARBARA DONOHUE	69.02	W	R	06/30/19
76255	06/14/19	607	BRIAN NABORS	381.65	W	R	06/30/19
76256	06/14/19	126	BUREAU OF WORKERS COMPENSATI	5,280.38	W	R	06/30/19
76257	06/14/19	5348	CAIN GRAPHICS SCREEN PRINTIN	91.00	W	R	06/30/19
76258	06/14/19	9019	CIVISTA BANK	1,644.83	W	R	06/30/19
76259	06/14/19	2873	CATAPULT LEARNING WEST LLC	6,860.00	W	R	06/30/19
76260	06/14/19	841	CENTER (THE)	262.50	W	R	06/30/19
76261	06/14/19	23	CORNELL'S IGA FOODLINER	508.72	W	R	06/30/19
76262	06/14/19	7104	ELIZABETH EYRING	104.42	W	R	06/30/19
76263	06/14/19	4796	EZE RENTAL	139.25	W	R	06/30/19
76264	06/14/19	7454	FAITH ROBERTSON	500.00	W	R	06/30/19
76265	06/14/19	3720	FLINN SCIENTIFIC	119.00	W	R	06/30/19
76266	06/14/19	381	G & L SUPPLY CO	423.43	W	R	06/30/19
76267	06/14/19	4628	GRAINGER DIVISION	1,111.16	W	R	06/30/19
76268	06/14/19	5511	HEINEMANN	4,050.75	W	R	06/30/19
76269	06/14/19	17	HENRY'S KEY & LOCK SHOP	93.50	W	R	06/30/19
76270	06/14/19	9886	KELSEY FULLER	61.39	W	R	06/30/19
76271	06/14/19	2205	KEVIN TAYLOR	500.00	W	R	06/30/19
76272	06/14/19	6203	LEGO EDUCATION	1,870.15	W	W	
76273	06/14/19	2129	MAXIM HEALTHCARE SERVICES, I	1,430.00	W	R	06/30/19
76274	06/14/19	880585	MEALS PLUS	4,435.00	W	R	06/30/19
76275	06/14/19	2017	MIKE MILLWARD	100.00	W	R	06/30/19
76276	06/14/19	7260	MOESC	39,742.05	W	R	06/30/19
76277	06/14/19	7103	MOLLY FAIRCHILD	81.35	W	R	06/30/19
76278	06/14/19	1521	MONOPRICE INC.	774.09	W	R	06/30/19
76279	06/14/19	6476	NANCY TISCHER	24.36	W	R	06/30/19
76280	06/14/19	1170	NORTH CENTRAL STATE COLLEGE	1,324.00	W	R	06/30/19
76281	06/14/19	9027	NORTHWEST DISTRICT ATHLETIC	4,170.00	W	R	06/30/19
76282	06/14/19	802	OHIO HEALTH CORPORATION	93.00	W	R	06/30/19
76283	06/14/19	50	OHIO SCHOOL BOARDS ASSOC	240.00	W	W	
76284	06/14/19	9007	PAM MC KOWN	100.00	W	R	06/30/19
76285	06/14/19	6064	PAT LEWIS	20.97	W	W	
76286	06/14/19	880314	PAUL WALKER	34.80	W	R	06/30/19
76287	06/14/19	2970	NCOCC	75.00	W	R	06/30/19
76288	06/14/19	3897	PIONEER CAREER AND	471.00	W	R	06/30/19
76289	06/14/19	123	PIONEER CAREER AND	1,846.00	W	R	06/30/19
76290	06/14/19	163	QUILL CORPORATION	51.44	W	R	06/30/19
76291	06/14/19	7992	RANDY EISENHAUER	37.20	W	W	
76292	06/14/19	1900	RENHILL HOLDINGS, INC.	2,544.57	W	R	06/30/19
76293	06/14/19	7683	RUMPKE WASTE & RECYCLING	1,325.70	W	R	06/30/19
76294	06/14/19	2206	SAMANTHA OSKO	25.00	W	W	
76295	06/14/19	1926	Sarah Caitlin Miko	290.00	W	R	06/30/19
76296	06/14/19	27	SCHOOL SPECIALTY	57.02	W	R	06/30/19
76297	06/14/19	4730	SHELBY CITY BD OF EDUC	520.00	W	R	06/30/19
76298	06/14/19	556	SHELBY GOLF CARS	23.95	W	R	06/30/19
76299	06/14/19	45	SHELBY PRINTING INC	289.65	W	R	06/30/19

DATE: 07/01/2019
TIME: 13:27:54

SHELBY CITY SCHOOLS
SUMMARY CHECK REGISTER - ALL CHECKS

PAGE 3
(CHECKS)

CHECK	DATE	NUMBER -	VENDOR -	NAME	AMOUNT	O-STS-C	REC/VD
76300	06/14/19	146	SMITH DAIRY PRODUCTS CO		5,382.85	W R	06/30/19
76301	06/14/19	7254	SUPER DUPER PUBL.		142.90	W R	06/30/19
76302	06/14/19	7774	THIRTYSEVEN4, LLC		1,292.00	W R	06/30/19
76303	06/14/19	4367	TIM TARVIN		83.52	W R	06/30/19
76304	06/14/19	6863	TIME WARNER CABLE		53.09	W R	06/30/19
76305	06/14/19	7908	VICKI LUSTER		100.00	W R	06/30/19
76306	06/14/19	151	WILSON LANGUAGE TRAINING		22.90	W R	06/30/19
76307	06/20/19	805	AMERICAN UNITED LIFE INS. CO		1,696.20	W W	
76308	06/20/19	1306	SHELBY CITY SCHOOLS - SERS		5,958.89	W R	06/30/19
76309	06/20/19	1307	SHELBY CITY SCHOOLS - STRS		22,239.53	W R	06/30/19
76310	06/20/19	9047	CORESOURCE, INC		14,158.75	W R	06/30/19
76311	06/20/19	9048	SHELBY CITY BD OF EDUC		259,855.09	W R	06/30/19
76312	06/20/19	9074	SHELBY CITY BD OF EDUCATION		6,738.77	W R	06/30/19
76313	06/20/19	9075	SHELBY CITY BD OF EDUCATION		91.48	W R	06/30/19
76314	06/20/19	9083	VISION SERVICES PLAN		2,821.77	W W	
76316	06/19/19	2193	ACADEMIC THERAPY PUBLICATION		567.60	W W	
76317	06/19/19	880476	OHIO ALLIANCE BILLING LLC		1,098.74	W W	
76318	06/19/19	880294	ALTA FLORIST		50.00	W R	06/30/19
76319	06/19/19	6304	Amazon/SYNCB		1,176.88	W R	06/30/19
76320	06/19/19	94	CENTURY LINK		301.10	W R	06/30/19
76321	06/19/19	7418	COLUMBIA GAS OF OHIO		1,919.68	W R	06/30/19
76322	06/19/19	71	DISCOUNT DRUG MART		22.80	W R	06/30/19
76323	06/19/19	4628	GRAINGER DIVISION		616.00	W R	06/30/19
76324	06/19/19	2207	KENDA CORNETTE		100.00	W R	06/30/19
76325	06/19/19	6750	LAKWOOD RACQUET CLUB		250.00	W R	06/30/19
76326	06/19/19	536	MAHEK TROPHIES & AWARDS		104.60	W V	06/27/19
76327	06/19/19	7260	MOESC		6,190.22	W R	06/30/19
76328	06/19/19	199	NEFF COMPANY		69.73	W R	06/30/19
76329	06/19/19	386	OHIO HEALTH CORP.		6,500.00	W R	06/30/19
76330	06/19/19	5836	OHIO.NET		455.32	W R	06/30/19
76331	06/19/19	6	PEARSON EDUCATION		1,204.31	W R	06/30/19
76332	06/19/19	7714	RAEMELTON DAY SERVICES		650.00	W W	
76333	06/19/19	4598	RICHLAND COUNTY COMMON		1,890.00	W R	06/30/19
76334	06/19/19	4011	RICHLAND NEWHOPE CENTER		10,339.04	W R	06/30/19
76335	06/19/19	27	SCHOOL SPECIALTY		112.44	W R	06/30/19
76336	06/19/19	4512	SCOTT ELECTRIC SPECIALTY		210.00	W R	06/30/19
76337	06/19/19	3968	SHELBY BD OF EDUCATION		492.81	W R	06/30/19
76338	06/19/19	4730	SHELBY CITY BD OF EDUC		10.00	W R	06/30/19
76339	06/19/19	175	SHELBY CITY BD OF EDUCAT		47.30	W R	06/30/19
76340	06/19/19	2208	STAR LANES		200.00	W W	
996717	06/19/19	900028	STRS		101,586.00	M M	
996718	06/19/19	900029	SERS		35,528.00	M M	
996719	06/20/19	900005	SHELBY CITY BD OF EDUCAT		89,741.12	T R	06/30/19
996720	06/27/19	900005	SHELBY CITY BD OF EDUCAT		27,884.43	T R	06/30/19

DATE: 07/01/2019
TIME: 13:27:54

SHELBY CITY SCHOOLS
SUMMARY CHECK REGISTER - ALL CHECKS

PAGE 4
(CHECKS)

CHECK	DATE	NUMBER - VENDOR - NAME	AMOUNT	O-STS-C REC/VD
VOID	V	1	104.60	
RECONCILED	R	138	1,737,436.73	
OUTSTANDING	W,C,I,T,B	15	19,608.95	
MEMO	M	2	137,114.00	
REFUND	B	0	.00	
WARRANT	W	150	678,741.23	
PAYROLL	C	2	960,783.50	
TRANSFERS	T	2	117,625.55	
DIST/CORR	D	0	.00	
INVESTMENT	I	0	.00	
*** TOTAL CHECKS WRITTEN ***		156	1,894,264.28	

DATE: 07/01/2019
TIME: 13:31

SHELBY CITY SCHOOLS
TRANS. BY FUND/RCPT, ALL FUNDS
DATES 06/01/2019 THRU 06/30/2019
SORTED BY TRANSACTION DATE

E: 1
(RECLD)

TRANS NO	ITEM NO	TRANS DATE	STS	DESCRIPTION OR SOURCE	TI FUND	RCPT	SPCC	SUBJ	OPU	TRANS AMOUNT
023557	0031	06/19/2019	A	JV98 SF6 EXCESS COST REV	03 001	1221	0000	000000	000	0.00
023557	0038	06/19/2019	A	JV50 SB140 TUITION SF 14	03 001	1221	0000	000000	000	0.00
RCPT CODE SUB-TOTAL:										
023557	0039	06/19/2019	A	JV52 TUITION - SFI4H	03 001	1223	0000	000000	000	69.22
RCPT CODE SUB-TOTAL:										
023557	0011	06/19/2019	A	OPEN ENROLLMENT RECEIPT	03 001	1227	0000	000000	000	30,121.08
RCPT CODE SUB-TOTAL:										
023547	0003	06/13/2019	A	WINTER TRANSPORTATION INVOICE	03 001	1344	0000	000000	000	16,164.06
023565	0001	06/25/2019	A	ST MARY TRIP COSI	03 001	1344	0000	000000	000	234.56
RCPT CODE SUB-TOTAL:										
023575	0001	06/28/2019	A	GENERAL FUND	03 001	1410	0000	000000	000	28,881.46
023575	0028	06/28/2019	A	PAYROLL INT	03 001	1410	0000	000000	000	0.00
023576	0001	06/28/2019	A	GENERAL FUND	03 001	1410	0000	000000	000	28,881.46
023576	0028	06/28/2019	A	PAYROLL INT	03 001	1410	0000	000000	000	0.00
023577	0001	06/28/2019	A	GENERAL FUND	03 001	1410	0000	000000	000	28,896.73
023577	0028	06/28/2019	A	PAYROLL INT	03 001	1410	0000	000000	000	0.00
RCPT CODE SUB-TOTAL:										
023523	0005	06/03/2019	A	SMS TRANSPORTATION	03 001	1740	0000	000000	002	50.00
023538	0005	06/07/2019	A	SHS TRANSPORTATION	03 001	1740	0000	000000	001	50.00
RCPT CODE SUB-TOTAL:										
023566	0001	06/25/2019	A	TOWER RENT	03 001	1810	0000	000000	006	100.00
RCPT CODE SUB-TOTAL:										
023528	0001	06/06/2019	A	DONATION TO T MAGERS PRESCHOOL	03 001	1820	0000	000000	000	862.50
RCPT CODE SUB-TOTAL:										
023525	0001	06/04/2019	A	K GALLAGHER SEAT COVER REPAIR	03 001	1890	0000	000000	000	45.00
023527	0001	06/06/2019	A	COPIES FOR RECORD REQUEST	03 001	1890	0000	000000	000	36.80
023527	0002	06/06/2019	A	MILLIRON SCRAP	03 001	1890	0000	000000	000	3.70
023546	0001	06/11/2019	A	SCRAP MIX	03 001	1890	0000	000000	000	27.60
RCPT CODE SUB-TOTAL:										

STATUS (STS) CODES:
A-RECEIPT B-REFUND OF RECEIPT V-VOID REFUND OF RECEIPT X-REDUCTION OF EXPENDITURE
C-APPROPRIATION OR BUDGET MODIFICATIONS D-EXPENSE/SUPPLIES DISTRIBUTION F-FUND TO FUND TRANSFER

SHELBY CITY SCHOOLS
 TRANS. BY FUND/RCPT, ALL FUNDS
 DATES 06/01/2019 THRU 06/30/2019
 SORTED BY TRANSACTION DATE

TRANS NO	ITEM NO	TRANS DATE	STS DESCRIPTION OR SOURCE	TI FUND	RCPT	SPCC	SUBJ	OPU	TRANS AMOUNT
023546	0002	06/11/2019	A COPIES M TRUMBLEY RR	03	001	1890	0000	000000	000
023547	0001	06/13/2019	A COPIES FOR RECORD REQUEST	03	001	1890	0000	000000	3.00
023547	0002	06/13/2019	A SAC HT AND ST MARYS ADMIN FEE	03	001	1890	0000	000000	3.00
023547	0004	06/13/2019	A ADMIN FEES TOURNAMENT	03	001	1890	0000	000000	6,760.85
023547	0006	06/13/2019	A SUB PAY INVS AND CUSTODIANS	03	001	1890	0000	000000	75.00
023547	0007	06/13/2019	A ADMIN FEES TOURNAMENT	03	001	1890	0000	000000	2,503.47
023548	0001	06/17/2019	A ADMIN FEES TOURNAMENT	03	001	1890	0000	000000	135.00
023559	0001	06/19/2019	A PIONEER SUBS	03	001	1890	0000	000000	60.00
023559	0002	06/19/2019	A TENNIS TOURNAY ADMIN FEE	03	001	1890	0000	000000	818.01
023564	0001	06/24/2019	A GARAGE SALE PROCEEDS	03	001	1890	0000	000000	10.00
023573	0001	06/28/2019	A MOTOR VEHICLE FUEL TAX REFUND	03	001	1890	0000	000000	567.34
									267.30
									11,505.07
023557	0001	06/19/2019	A TOTAL FORMULA AID	03	001	3110	0000	000000	000
023557	0003	06/19/2019	A TRANSPORTATION	03	001	3110	0000	000000	822,487.82
023557	0013	06/19/2019	A OTHER ADJUSTMENS	03	001	3110	0000	000000	3,138.65
023557	0017	06/19/2019	A SUBSIDY FOR HIGH PERFORMING	03	001	3110	0000	000000	9.03
023557	0018	06/19/2019	A SUPPLEMENTAL GUARANTEE	03	001	3110	0000	000000	0.00
023557	0022	06/19/2019	A PRESCHOOL FUNDING	03	001	3110	0000	000000	0.00
023557	0023	06/19/2019	A SPECIAL ED. TRANSPORTATION	03	001	3110	0000	000000	13,307.86
023557	0027	06/19/2019	A JV 01/02/03 FY 17 SFPR ADJ.	03	001	3110	0000	000000	0.00
023557	0030	06/19/2019	A JV 25 FY 13 BRIDGE ADJUSTMENT	03	001	3110	0000	000000	0.00
023557	0036	06/19/2019	A JV 10 FY 2015 SPRADJ.	03	001	3110	0000	000000	0.00
023557	0040	06/19/2019	A JV91 College Credit Plus	03	001	3110	0000	000000	0.00
									838,943.36
023543	0001	06/06/2019	A NON BUSINESS CREDIT	03	001	3131	0000	000000	000
023543	0002	06/06/2019	A NON BUSINESS CREDIT EMERG LEVY	03	001	3131	0000	000000	172,889.29
023543	0003	06/06/2019	A HOMESTEAD&OWN CC CR EMERG	03	001	3131	0000	000000	35,379.69
023543	0004	06/06/2019	A HOMESTEAD&OWN CC CR EMERG	03	001	3131	0000	000000	121,266.31
									17,647.42
									347,182.71
023557	0019	06/19/2019	A ECONOMICALLY DISADVANTAGED FUN	03	001	3211	0000	000000	000
									20,694.74
									20,694.74
023545	0001	06/13/2019	A CATASTROPHIC SPECIAL EDUCATION	03	001	3219	0000	000000	000
023545	0002	06/13/2019	A CATASTROPHIC SPECIAL EDUCATION	03	001	3219	0000	000000	268.18
023557	0002	06/19/2019	A CAREER TECH.	03	001	3219	0000	000000	2,143.18
									3,820.61
									6,231.97

STATUS (STS) CODES:
 A-RECEIPT B-REFUND OF RECEIPT V-VOID REFUND OF RECEIPT X-REDUCTION OF EXPENDITURE
 C-APPROPRIATION OR BUDGET MODIFICATIONS D-EXPENSE/SUPPLIES DISTRIBUTION F-FUND TO FUND TRANSFER

SHELBY CITY SCHOOLS
 TRANS. BY FUND/RPT ALL FUNDS
 DATES 06/01/2019 THRU 06/30/2019
 SORTED BY TRANSACTION DATE

TRANS NO	ITEM NO	TRANS DATE	STS	DESCRIPTION OR SOURCE	TI	FUND	RCPT	SPCC	SUBJ	OPU	TRANS AMOUNT
023556	0007	06/19/2019	A	6/6 MEDICAID	03	001	4120	0000	000000	000	1,804.54
023556	0008	06/19/2019	A	6/13 MEDICAID	03	001	4120	0000	000000	000	15,696.25
023566	0002	06/25/2019	A	2/7 MEDICAID	03	001	4120	0000	000000	000	517.86
023572	0001	06/26/2019	A	6/26 MEDICAID	03	001	4120	0000	000000	000	0.54
RCPT CODE SUB-TOTAL:											18,019.19
FUND CODE SUB-TOTAL:											1,319,070.19
023575	0034	06/28/2019	A	STAR BOND RETIREMENT	03	002	1410	9001	000000	000	1,988.20
023576	0034	06/28/2019	A	STAR BOND RETIREMENT	03	002	1410	9001	000000	000	1,988.20
023577	0034	06/28/2019	A	STAR BOND RETIREMENT	03	002	1410	9001	000000	000	1,988.20
RCPT CODE SUB-TOTAL:											1,988.20
FUND CODE SUB-TOTAL:											63,162.42
023543	0005	06/06/2019	A	HOMESTEAD AND ROLLBACK BOND	03	002	3132	9001	000000	000	63,162.42
RCPT CODE SUB-TOTAL:											63,162.42
FUND CODE SUB-TOTAL:											65,150.62
023543	0007	06/06/2019	A	HOMESTEAD AND RB OLD PI	03	003	3131	0000	000000	000	13,592.17
RCPT CODE SUB-TOTAL:											13,592.17
023557	0021	06/19/2019	A	JV 42 TANG PERS. PROP.	03	003	3135	0000	000000	000	0.00
RCPT CODE SUB-TOTAL:											0.00
FUND CODE SUB-TOTAL:											0.00
023543	0006	06/06/2019	A	HOMESTEAD AND RB BOND AUG PI	03	003	3131	9010	000000	000	14,475.03
RCPT CODE SUB-TOTAL:											14,475.03
FUND CODE SUB-TOTAL:											14,475.03
023575	0033	06/28/2019	A	STAR LFI BABS	03	004	1410	9002	000000	000	3,503.60
023576	0033	06/28/2019	A	STAR LFI BABS	03	004	1410	9002	000000	000	3,503.60
023577	0033	06/28/2019	A	STAR LFI BABS	03	004	1410	9002	000000	000	3,503.60

STATUS (STS) CODES:
 A-RECEIPT B-REFUND OF RECEIPT V-VOID REFUND OF RECEIPT X-REDUCTION OF EXPENDITURE
 C-APPROPRIATION OR BUDGET MODIFICATIONS D-EXPENSE/SUPPLIES DISTRIBUTION F-FUND TO FUND TRANSFER

TRANS NO	ITEM NO	TRANS DATE	STS DESCRIPTION OR SOURCE	TI FUND	RCPT SPCC	SUBJ	OPU	RCPT CODE	SUB-TOTAL:	TRANS AMOUNT
									3,503.60	
									3,503.60	
023575	0031	06/28/2019	A STAR LFI AUX GYM	03	004	1410 9004	000000 000		0.00	
023576	0031	06/28/2019	A STAR LFI AUX GYM	03	004	1410 9004	000000 000		0.00	
023577	0031	06/28/2019	A STAR LFI AUX GYM	03	004	1410 9004	000000 000		0.00	
									0.00	
									0.00	
023575	0032	06/28/2019	A STAR LFI TAX EX	03	004	1410 9012	000000 000		0.00	
023576	0032	06/28/2019	A STAR LFI TAX EX	03	004	1410 9012	000000 000		0.00	
023577	0032	06/28/2019	A STAR LFI TAX EX	03	004	1410 9012	000000 000		0.00	
									0.00	
									0.00	
023575	0002	06/28/2019	A FOOD SERVICE	03	006	1410 0000	000000 000		488.50	
023576	0002	06/28/2019	A FOOD SERVICE	03	006	1410 0000	000000 000		488.50-	
023577	0002	06/28/2019	A FOOD SERVICE	03	006	1410 0000	000000 000		531.22	
									531.22	
									408.30	
023551	0001	06/18/2019	A breakfast	03	006	1511 0000	000000 001		408.30	
									408.30	
023522	0003	06/03/2019	A FOOD SERVICE	03	006	1512 0000	000000 002		48.50	
023523	0002	06/03/2019	A FOOD SERVICE	03	006	1512 0000	000000 002		47.95	
023515	0001	06/06/2019	A student lunch account receipts	03	006	1512 0000	000000 002		120.00	
023547	0010	06/13/2019	A HS LUNCH ON ACCT	03	006	1512 0000	000000 001		72.00	
023550	0001	06/18/2019	A breakfast	03	006	1512 0000	000000 002		408.30-	
023550	0002	06/18/2019	A lunch	03	006	1512 0000	000000 002		601.05-	
023551	0002	06/18/2019	A lunch	03	006	1512 0000	000000 001		601.05	
023556	0001	06/19/2019	A AUBURN ONLINE LUNCH	03	006	1512 0000	000000 003		79.35	
023556	0002	06/19/2019	A DOWDS ONLINE LUNCH PAYMENTS	03	006	1512 0000	000000 005		188.00	
023556	0003	06/19/2019	A SMS ONLINE LUNCH PAYMENTS	03	006	1512 0000	000000 002		494.70	

STATUS (STS) CODES:
 A-RECEIPT B-REFUND OF RECEIPT V-VOID REFUND OF RECEIPT X-REDUCTION OF EXPENDITURE
 C-APPROPRIATION OR BUDGET MODIFICATIONS D-EXPENSE/SUPPLIES DISTRIBUTION F-FUND TO FUND TRANSFER

DATE: 07/01/2019
 TIME: 13:30

SHELBY CITY SCHOOLS
 TRANS. BY FUND/RCPT, ALL FUNDS
 DATES 06/01/2019 THRU 06/30/2019
 SORTED BY TRANSACTION DATE

TRANS NO	ITEM NO	TRANS DATE	STS	DESCRIPTION OR SOURCE	TI	FUND	RCPT	SPCC	SUBJ	OPU	TRANS AMOUNT
023556	0004	06/19/2019	A	SHS ONLINE LUNCH PAYMENTS	03	006	1512	0000	000000	001	86.50
023556	0005	06/19/2019	A	ST M'S ONLINE LUNCH PAYMENT	03	006	1512	0000	000000	007	30.75
023556	0006	06/19/2019	A	SACRED HEART ONLINE LUNCH	03	006	1512	0000	000000	008	58.65
RCPT CODE SUB-TOTAL:											818.10
023550	0004	06/18/2019	A	a la carte	03	006	1513	0000	000000	002	734.40
023551	0004	06/18/2019	A	a la carte	03	006	1513	0000	000000	001	734.40
RCPT CODE SUB-TOTAL:											0.00
023550	0003	06/18/2019	A	milk	03	006	1514	0000	000000	002	18.00
023551	0003	06/18/2019	A	milk	03	006	1514	0000	000000	001	18.00
RCPT CODE SUB-TOTAL:											0.00
023550	0005	06/18/2019	A	adult	03	006	1522	0000	000000	002	273.50
023551	0005	06/18/2019	A	adult	03	006	1522	0000	000000	001	273.50
RCPT CODE SUB-TOTAL:											0.00
023547	0009	06/13/2019	A	FOOD SERVICE INVOICES	03	006	1590	0000	000000	000	1,907.62
023563	0001	06/21/2019	A	other - Honors Breakfast	03	006	1590	0000	000000	000	1,428.75
023563	0002	06/21/2019	A	other - ABC May meals	03	006	1590	0000	000000	000	3,156.00
023569	0001	06/28/2019	A	other - Honors Banquet	03	006	1590	0000	000000	000	1,360.00
023569	0002	06/28/2019	A	other - K City May meals	03	006	1590	0000	000000	000	2,694.25
RCPT CODE SUB-TOTAL:											10,546.62
023544	0001	06/12/2019	A	NSLP LUNCH	03	006	4120	0000	000000	000	49,393.90
023544	0002	06/12/2019	A	NSLP LUNCH	03	006	4120	0000	000000	000	1,447.80
023544	0003	06/12/2019	A	NSLP BREAKFAST	03	006	4120	0000	000000	000	15,766.87
RCPT CODE SUB-TOTAL:											66,608.57
FUND CODE SUB-TOTAL:											78,912.81
023529	0001	06/06/2019	A	BOARD OF ED SCHOLARSHIP INT	03	007	1410	9004	000000	000	134.50
023575	0003	06/28/2019	A	BD OF ED SCHOLARSHIP	03	007	1410	9004	000000	000	72.82
023576	0003	06/28/2019	A	BD OF ED SCHOLARSHIP	03	007	1410	9004	000000	000	72.82
023577	0003	06/28/2019	A	BD OF ED SCHOLARSHIP	03	007	1410	9004	000000	000	75.87
RCPT CODE SUB-TOTAL:											210.37

STATUS (STS) CODES:
 A-RECEIPT B-REFUND OF RECEIPT V-VOID REFUND OF RECEIPT X-REDUCTION OF EXPENDITURE
 C-APPROPRIATION OR BUDGET MODIFICATIONS D-EXPENSE/SUPPLIES DISTRIBUTION F-FUND TO FUND TRANSFER

DATE: 07/01/2019
 TIME: 13:31

SHELBY CITY SCHOOLS
 TRANS. BY FUND/RCPT, ALL FUNDS
 DATES 06/01/2019 THRU 06/30/2019
 SORTED BY TRANSACTION DATE

TRANS NO	ITEM NO	TRANS DATE	SYS	DESCRIPTION OR SOURCE	TI	FUND	RCPT	SPCC	SUBJ	OPU	TRANS AMOUNT
FUND CODE SUB-TOTAL:											
023575	0004	06/28/2019	A	SHANK MEMORIAL	03	007	1410	9005	000000	000	0.82
023576	0004	06/28/2019	A	SHANK MEMORIAL	03	007	1410	9005	000000	000	0.82-
023577	0004	06/28/2019	A	SHANK MEMORIAL	03	007	1410	9005	000000	000	0.85
RCPT CODE SUB-TOTAL:											
FUND CODE SUB-TOTAL:											
023575	0005	06/28/2019	A	RUSSELL SCHOOL ALUMNI	03	007	1410	9006	000000	000	1.17
023576	0005	06/28/2019	A	RUSSELL SCHOOL ALUMNI	03	007	1410	9006	000000	000	1.17-
023577	0005	06/28/2019	A	RUSSELL SCHOOL ALUMNI	03	007	1410	9006	000000	000	1.21
RCPT CODE SUB-TOTAL:											
FUND CODE SUB-TOTAL:											
023575	0006	06/28/2019	A	BETTY SMITH	03	007	1410	9007	000000	000	1.90
023576	0006	06/28/2019	A	BETTY SMITH	03	007	1410	9007	000000	000	1.90-
023577	0006	06/28/2019	A	BETTY SMITH	03	007	1410	9007	000000	000	1.98
RCPT CODE SUB-TOTAL:											
FUND CODE SUB-TOTAL:											
023575	0007	06/28/2019	A	MOODY	03	007	1410	9011	000000	000	4.40
023576	0007	06/28/2019	A	MOODY	03	007	1410	9011	000000	000	4.40-
023577	0007	06/28/2019	A	MOODY	03	007	1410	9011	000000	000	4.56
RCPT CODE SUB-TOTAL:											
FUND CODE SUB-TOTAL:											
023575	0008	06/28/2019	A	SHAW	03	007	1410	9012	000000	000	174.02
023576	0008	06/28/2019	A	SHAW	03	007	1410	9012	000000	000	174.02-
023577	0008	06/28/2019	A	SHAW	03	007	1410	9012	000000	000	180.59
RCPT CODE SUB-TOTAL:											

STATUS (STS) CODES:
 A-RECEIPT B-REFUND OF RECEIPT V-VOID REFUND OF RECEIPT X-REDUCTION OF EXPENDITURE
 C-APPROPRIATION OR BUDGET MODIFICATIONS D-EXPENSE/SUPPLIES DISTRIBUTION F-FUND TO FUND TRANSFER

SHELBY CITY SCHOOLS
 TRANS. BY FUND/RCPT, ALL FUNDS
 DATES 06/01/2019 THRU 06/30/2019
 SORTED BY TRANSACTION DATE

DATE: 07/01/2019
 TIME: 13:32

TRANS NO	ITEM NO	TRANS DATE	STS DESCRIPTION OR SOURCE	TI FUND	RCPT	SPCC	SUBJ	OPU	TRANS AMOUNT
				FUND CODE SUB-TOTAL:					180.59
023575	0009	06/28/2019	A SETTERFIELD	03	007	1410	9013	000000 000	9.02
023576	0009	06/28/2019	A SETTERFIELD	03	007	1410	9013	000000 000	9.02-
023577	0009	06/28/2019	A SETTERFIELD	03	007	1410	9013	000000 000	9.36
				RCPT CODE SUB-TOTAL:					9.36
				FUND CODE SUB-TOTAL:					9.36
023575	0010	06/28/2019	A JAN RHOADS	03	007	1410	9014	000000 000	53.42
023576	0010	06/28/2019	A JAN RHOADS	03	007	1410	9014	000000 000	53.42-
023577	0010	06/28/2019	A JAN RHOADS	03	007	1410	9014	000000 000	55.44
				RCPT CODE SUB-TOTAL:					55.44
				FUND CODE SUB-TOTAL:					55.44
023575	0011	06/28/2019	A KAREN MCKINNEY	03	007	1410	9015	000000 000	1.42
023576	0011	06/28/2019	A KAREN MCKINNEY	03	007	1410	9015	000000 000	1.42-
023577	0011	06/28/2019	A KAREN MCKINNEY	03	007	1410	9015	000000 000	1.47
				RCPT CODE SUB-TOTAL:					1.47
				FUND CODE SUB-TOTAL:					1.47
023575	0012	06/28/2019	A MEDICAL MUTUAL	03	007	1410	9016	000000 000	0.18
023576	0012	06/28/2019	A MEDICAL MUTUAL	03	007	1410	9016	000000 000	0.18-
023577	0012	06/28/2019	A MEDICAL MUTUAL	03	007	1410	9016	000000 000	0.18
				RCPT CODE SUB-TOTAL:					0.18
				FUND CODE SUB-TOTAL:					0.18
023575	0013	06/28/2019	A DAVE JONES	03	007	1410	9017	000000 000	0.26
023576	0013	06/28/2019	A DAVE JONES	03	007	1410	9017	000000 000	0.26-
023577	0013	06/28/2019	A DAVE JONES	03	007	1410	9017	000000 000	0.27
				RCPT CODE SUB-TOTAL:					0.27

STATUS (STS) CODES:
 A-RECEIPT B-REFUND OF RECEIPT V-VOID REFUND OF RECEIPT X-REDUCTION OF EXPENDITURE
 C-APPROPRIATION OR BUDGET MODIFICATIONS D-EXPENSE/SUPPLIES DISTRIBUTION F-FUND TO FUND TRANSFER

DATE: 07/01/2019
 TIME: 13:31

SHELBY CITY SCHOOLS
 TRANS. BY FUND/RCPT, ALL FUNDS
 DATES 06/01/2019 THRU 06/30/2019
 SORTED BY TRANSACTION DATE

TRANS NO	ITEM NO	TRANS DATE	STS	DESCRIPTION OR SOURCE	TI	FUND	RCPT	SPCC	SUBJ	OPU	TRANS AMOUNT
					FUND CODE SUB-TOTAL:						0.27
023575	0014	06/28/2019	A	IAN WINTERS	03	007	1410	9018	000000	000	3.06
023576	0014	06/28/2019	A	IAN WINTERS	03	007	1410	9018	000000	000	3.06-
023577	0014	06/28/2019	A	IAN WINTERS	03	007	1410	9018	000000	000	3.17
					RCPT CODE SUB-TOTAL:						3.17
					FUND CODE SUB-TOTAL:						3.17
023575	0015	06/28/2019	A	MARTI KYLE	03	007	1410	9019	000000	000	5.55
023576	0015	06/28/2019	A	MARTI KYLE	03	007	1410	9019	000000	000	5.55-
023577	0015	06/28/2019	A	MARTI KYLE	03	007	1410	9019	000000	000	5.76
					RCPT CODE SUB-TOTAL:						5.76
					FUND CODE SUB-TOTAL:						5.76
023575	0016	06/28/2019	A	PAC FUND	03	007	1410	9200	000000	000	34.04
023576	0016	06/28/2019	A	PAC FUND	03	007	1410	9200	000000	000	34.04-
023577	0016	06/28/2019	A	PAC FUND	03	007	1410	9200	000000	000	35.33
					RCPT CODE SUB-TOTAL:						35.33
					FUND CODE SUB-TOTAL:						35.33
023575	0017	06/28/2019	A	KUHN MEM MS LIB	03	007	1410	9602	000000	000	2.81
023576	0017	06/28/2019	A	KUHN MEM MS LIB	03	007	1410	9602	000000	000	2.81-
023577	0017	06/28/2019	A	KUHN MEM MS LIB	03	007	1410	9602	000000	000	2.91
					RCPT CODE SUB-TOTAL:						2.91
					FUND CODE SUB-TOTAL:						2.91
023575	0018	06/28/2019	A	ARRINGTON	03	007	1410	9701	000000	000	45.85
023576	0018	06/28/2019	A	ARRINGTON	03	007	1410	9701	000000	000	45.85-
023577	0018	06/28/2019	A	ARRINGTON	03	007	1410	9701	000000	000	47.58
					RCPT CODE SUB-TOTAL:						47.58

STATUS (STS) CODES:
 A-RECEIPT B-REFUND OF RECEIPT V-VOID REFUND OF RECEIPT X-REDUCTION OF EXPENDITURE
 C-APPROPRIATION OR BUDGET MODIFICATIONS D-EXPENSE/SUPPLIES DISTRIBUTION F-FUND TO FUND TRANSFER

DATE: 07/01/2019
 TIME: 13:31

SHELBY CITY HOOLS
 TRANS. BY FUND/RC ALL FUNDS
 DATES 06/01/2019 THRU 06/30/2019
 SORTED BY TRANSACTION DATE

F: 9
 (CLEED)

TRANS NO	ITEM NO	TRANS DATE	STS	DESCRIPTION OR SOURCE	TI	FUND	RCPT	SPCC	SUBJ	OPU	TRANS AMOUNT	
					FUND CODE SUB-TOTAL:							47.58
023560	0001	06/03/2019	A	HORNER FUND FIRST ENERGY DIVID	03	008	1410	9001	000000	000	202.54	
023575	0029	06/28/2019	A	HORNER INT	03	008	1410	9001	000000	000	10.76	
023575	0036	06/28/2019	A	ENDOWMENT - HORNER	03	008	1410	9001	000000	000	0.00	
023576	0029	06/28/2019	A	HORNER INT	03	008	1410	9001	000000	000	10.76	
023576	0036	06/28/2019	A	ENDOWMENT - HORNER	03	008	1410	9001	000000	000	0.00	
023577	0029	06/28/2019	A	HORNER INT	03	008	1410	9001	000000	000	10.76	
023577	0036	06/28/2019	A	ENDOWMENT - HORNER	03	008	1410	9001	000000	000	0.00	
					RCPT CODE SUB-TOTAL:							213.30
					FUND CODE SUB-TOTAL:							213.30
023575	0019	06/28/2019	A	ENDOWMENT SUMMER	03	008	1410	9002	000000	000	0.95	
023576	0019	06/28/2019	A	ENDOWMENT SUMMER	03	008	1410	9002	000000	000	0.95	
023577	0019	06/28/2019	A	ENDOWMENT SUMMER	03	008	1410	9002	000000	000	0.99	
023577	0037	06/28/2019	A	ENDOWMENT SUMMER	03	008	1410	9002	000000	000	163.67	
					RCPT CODE SUB-TOTAL:							164.66
					FUND CODE SUB-TOTAL:							164.66
023575	0020	06/28/2019	A	DIST RECOGNITION	03	008	1410	9003	000000	000	121.45	
023576	0020	06/28/2019	A	DIST RECOGNITION	03	008	1410	9003	000000	000	121.45	
023577	0020	06/28/2019	A	DIST RECOGNITION	03	008	1410	9003	000000	000	12.82	
					RCPT CODE SUB-TOTAL:							12.82
					FUND CODE SUB-TOTAL:							12.82
023575	0021	06/28/2019	A	TERRY RUSSELL	03	008	1410	9004	000000	000	0.12	
023576	0021	06/28/2019	A	TERRY RUSSELL	03	008	1410	9004	000000	000	0.12	
023577	0021	06/28/2019	A	TERRY RUSSELL	03	008	1410	9004	000000	000	12.86	
					RCPT CODE SUB-TOTAL:							12.86
					FUND CODE SUB-TOTAL:							12.86

STATUS (STS) CODES:
 A-RECEIPT B-REFUND OF RECEIPT V-VOID REFUND OF RECEIPT X-REDUCTION OF EXPENDITURE
 C-APPROPRIATION OR BUDGET MODIFICATIONS D-EXPENSE/SUPPLIES DISTRIBUTION F-FUND TO FUND TRANSFER

DATE: 07/01/2019
 TIME: 13:31

SHELBY CITY SCHOOLS
 TRANS. BY FUND/RCPT, ALL FUNDS
 DATES 06/01/2019 THRU 06/30/2019
 SORTED BY TRANSACTION DATE

PAGE: 10
 (RECELED)

TRANS NO	ITEM NO	TRANS DATE	STS DESCRIPTION OR SOURCE	TI FUND	RCPT SPCC	SUBJ	OPU	TRANS AMOUNT
023575	0022	06/28/2019	A BADER	03	008	1410 9008	000000 000	5.52
023576	0022	06/28/2019	A BADER	03	008	1410 9008	000000 000	5.52-
023577	0022	06/28/2019	A BADER	03	008	1410 9008	000000 000	5.73
RCPT CODE SUB-TOTAL:								5.73
FUND CODE SUB-TOTAL:								5.73
023575	0023	06/28/2019	A TOOKER	03	008	1410 9009	000000 000	436.23
023576	0023	06/28/2019	A TOOKER	03	008	1410 9009	000000 000	436.23-
023577	0023	06/28/2019	A TOOKER	03	008	1410 9009	000000 000	452.69
RCPT CODE SUB-TOTAL:								452.69
FUND CODE SUB-TOTAL:								452.69
023575	0024	06/28/2019	A REBECCA BOND CRYDER SCHOL	03	008	1410 9010	000000 000	23.82
023576	0024	06/28/2019	A REBECCA BOND CRYDER SCHOL	03	008	1410 9010	000000 000	23.82-
023577	0024	06/28/2019	A REBECCA BOND CRYDER SCHOL	03	008	1410 9010	000000 000	24.72
RCPT CODE SUB-TOTAL:								24.72
FUND CODE SUB-TOTAL:								24.72
023537	0001	06/07/2019	A SUMMER SCHOOL 2019	03	009	1212 0000	000000 001	2,250.00
RCPT CODE SUB-TOTAL:								2,250.00
023538	0006	06/07/2019	A SCHOOL FEES	03	009	1710 0000	000000 001	222.00
023555	0002	06/19/2019	A SCHOOL FEES	03	009	1710 0000	000000 001	81.00
RCPT CODE SUB-TOTAL:								303.00
023538	0003	06/07/2019	A LAPTOP FEES SHS	03	009	1790 0000	000000 001	70.00
RCPT CODE SUB-TOTAL:								70.00
FUND CODE SUB-TOTAL:								2,623.00
023522	0002	06/03/2019	A SMS FEES	03	009	1710 9200	000000 002	80.00

STATUS (STS) CODES:
 A-RECEIPT B-REFUND OF RECEIPT V-VOID REFUND OF RECEIPT X-REDUCTION OF EXPENDITURE
 C-APPROPRIATION OR BUDGET MODIFICATIONS D-EXPENSE/SUPPLIES DISTRIBUTION F-FUND TO FUND TRANSFER

SHELBY CITY HOOLS
 TRANS. BY FUND/RC ALL FUNDS
 DATES 06/01/2019 THRU 06/30/2019
 SORTED BY TRANSACTION DATE

DATE: 07/01/2019
 TIME: 13:31

TRANS NO	ITEM NO	TRANS DATE	STS	DESCRIPTION OR SOURCE	TI	FUND	RCPT	SPCC	SUBJ	OPU	TRANS AMOUNT
023523	0004	06/03/2019	A	SMS FEES	03	009	1710	9200	000000	002	120.00
023538	0004	06/07/2019	A	MS 8TH GRADE FEES	03	009	1710	9200	000000	002	40.00
RCPT CODE SUB-TOTAL:											
023568	0001	06/27/2019	F	TRANSFER	08	009	5100	9200	000000	000	23,186.14
RCPT CODE SUB-TOTAL:											
FUND CODE SUB-TOTAL:											
023522	0001	06/03/2019	A	SMS FEES	03	009	1710	9400	000000	004	270.00
023523	0003	06/03/2019	A	SMS FEES	03	009	1710	9400	000000	004	340.20
RCPT CODE SUB-TOTAL:											
FUND CODE SUB-TOTAL:											
023524	0001	06/03/2019	A	JAZMYNNE PELFREY	03	009	1710	9600	000000	016	10.00
023524	0002	06/03/2019	A	JULIANNE COOK	03	009	1710	9600	000000	016	10.00
023524	0003	06/03/2019	A	CALLIOPE WHITE	03	009	1710	9600	000000	016	10.00
023524	0004	06/03/2019	A	BRANDEN HILDEBRAND	03	009	1710	9600	000000	016	10.00
023527	0003	06/06/2019	A	LANDON PRY PRESCHOOL ENROLLM	03	009	1710	9600	000000	016	14.76
023542	0001	06/10/2019	A	MARCO PHOTO COMMISSION	03	009	1710	9600	000000	016	10.00
023558	0001	06/19/2019	A	KEEGAN QUICK ENROLLMENT	03	009	1710	9600	000000	016	10.00
RCPT CODE SUB-TOTAL:											
FUND CODE SUB-TOTAL:											
023575	0035	06/28/2019	A	Star OSFC	03	010	1410	9003	000000	000	0.00
023576	0035	06/28/2019	A	Star OSFC	03	010	1410	9003	000000	000	0.00
023577	0035	06/28/2019	A	Star OSFC	03	010	1410	9003	000000	000	0.00
RCPT CODE SUB-TOTAL:											
FUND CODE SUB-TOTAL:											
023575	0030	06/28/2019	A	PROJECT FUND INT	03	010	1410	9905	000000	000	0.00
023576	0030	06/28/2019	A	PROJECT FUND INT	03	010	1410	9905	000000	000	0.00

STATUS (STS) CODES:
 A-RECEIPT B-REFUND OF RECEIPT V-VOID REFUND OF RECEIPT X-REDUCTION OF EXPENDITURE
 C-APPROPRIATION OR BUDGET MODIFICATIONS D-EXPENSE/SUPPLIES DISTRIBUTION F-FUND TO FUND TRANSFER

DATE: 07/01/2019
TIME: 13:31

SHELBY CITY SCHOOLS
TRANS. BY FUND/RCPT, ALL FUNDS
DATES 06/01/2019 THRU 06/30/2019
SORTED BY TRANSACTION DATE

PAGE: 12
(RECLED)

TRANS NO	ITEM NO	TRANS DATE	STS	DESCRIPTION OR SOURCE	TI FUND	RCPT	SPCC	SUBJ	OPU	TRANS AMOUNT
023577	0030	06/28/2019	A	PROJECT FUND INT	03	010	1410	9905	000000 000	0.00
										0.00
										0.00
023570	0001	06/25/2019	A	PTO DONATION TO PRINCIPAL FUND	03	018	1820	9321	000000 000	8,795.65
023571	0001	06/25/2019	A	MILLIRON RECYCLING	03	018	1820	9321	000000 000	44.82
										8,840.47
										8,840.47
023530	0001	06/07/2019	A	PEPSI MONEY	03	018	1820	9323	000000 000	121.54
023530	0002	06/07/2019	A	LIBRARY FINES	03	018	1820	9323	000000 000	119.94
										241.48
										241.48
023540	0001	06/10/2019	A	GERANIUMS	03	018	1620	9330	000000 000	48.00
										48.00
023539	0001	06/10/2019	A	STUDENT ACTIVITY WASHINGTON DC	03	018	1890	9330	000000 000	1,848.10
										1,848.10
										4,349.22
										4,349.22
023568	0002	06/27/2019	F	TRANSFER	08	018	5100	9330	000000 000	6,245.32
										550.00
										550.00
023521	0001	06/03/2019	A	NWDAB TENNIS REIMB	03	022	1635	9014	000000 000	550.00
										550.00
										550.00

STATUS (STS) CODES:
A-RECEIPT B-REFUND OF RECEIPT V-VOID REFUND OF RECEIPT X-REDUCTION OF EXPENDITURE
C-APPROPRIATION OR BUDGET MODIFICATIONS D-EXPENSE/SUPPLIES DISTRIBUTION F-FUND TO FUND TRANSFER

DATE: 07/06/2019
 TIME: 13:31

SHELBY CITY SCHOOLS
 TRANS. BY FUND/RCPT ALL FUNDS
 DATES 06/01/2019 THRU 06/30/2019
 SORTED BY TRANSACTION DATE

PAGE: 13
 (FILED)

TRANS NO	ITEM NO	TRANS DATE	STS	DESCRIPTION OR SOURCE	TI	FUND	RCPT	SPCC	SUBJ	OPU	TRANS AMOUNT
023575	0025	06/28/2019	A	EMPLOYEE HEALTH LIABILITY	03	024	1410	9001	000000	000	1,682.18
023576	0025	06/28/2019	A	EMPLOYEE HEALTH LIABILITY	03	024	1410	9001	000000	000	1,682.18
023577	0025	06/28/2019	A	EMPLOYEE HEALTH LIABILITY	03	024	1410	9001	000000	000	1,745.66
				RCPT CODE SUB-TOTAL:							1,745.66
				FUND CODE SUB-TOTAL:							1,745.66
023553	0001	06/19/2019	A	JUNE HEALTH PREMIUMS FOR JULY	03	024	1870	9002	000000	000	281,920.42
				RCPT CODE SUB-TOTAL:							281,920.42
				FUND CODE SUB-TOTAL:							281,920.42
023557	0032	06/19/2019	A	JV 70 Half Mill Equalization	03	034	3219	9011	000000	000	32,972.63
				RCPT CODE SUB-TOTAL:							32,972.63
				FUND CODE SUB-TOTAL:							32,972.63
023568	0003	06/27/2019	F	TRANSFER	08	200	5100	9239	000000	000	255.88
				RCPT CODE SUB-TOTAL:							255.88
				FUND CODE SUB-TOTAL:							255.88
023523	0001	06/03/2019	A	LIBRARY FINES	03	200	1630	9316	000000	000	18.00
				RCPT CODE SUB-TOTAL:							18.00
				FUND CODE SUB-TOTAL:							18.00
023538	0001	06/07/2019	A	CLASS OF 2021	03	200	1820	9321	000000	001	36.00
				RCPT CODE SUB-TOTAL:							36.00
				FUND CODE SUB-TOTAL:							36.00

STATUS (STS) CODES:
 A-RECEIPT B-REFUND OF RECEIPT V-VOID REFUND OF RECEIPT X-REDUCTION OF EXPENDITURE
 C-APPROPRIATION OR BUDGET MODIFICATIONS D-EXPENSE/SUPPLIES DISTRIBUTION F-FUND TO FUND TRANSFER

DATE: 07/01/2019
 TIME: 13:31

SHELBY CITY SCHOOLS
 TRANS. BY FUND/RCPT, ALL FUNDS
 DATES 06/01/2019 THRU 06/30/2019
 SORTED BY TRANSACTION DATE

PAGE: 14
 (RECLEED)

TRANS NO	ITEM NO	TRANS DATE	STS	DESCRIPTION OR SOURCE	TI	FUND	RCPT	SPCC	SUBJ	OPU	TRANS AMOUNT
023538	0002	06/07/2019	A	CLASS OF 2022	03	200	1820	9322	000000	001	6.00
023555	0001	06/19/2019	A	CLASS OF 2022	03	200	1820	9322	000000	001	6.00
											12.00
											12.00
023541	0001	06/10/2019	A	ECO WARRIORS	03	200	1620	9802	000000	002	108.26
											108.26
											108.26
023547	0005	06/13/2019	A	TOURNAMENT RENTAL FEES	03	300	1690	9201	000000	000	1,428.90
023547	0008	06/13/2019	A	TOURNAMENT RENTAL FEES	03	300	1690	9201	000000	000	485.00
023548	0002	06/17/2019	A	TOURNAMENT RENTAL FEES	03	300	1690	9201	000000	000	460.00
											2,373.90
023568	0004	06/27/2019	F	TRANSFER	08	300	5100	9201	000000	000	93.19
											93.19
											2,467.09
023575	0026	06/28/2019	A	ST MARY	03	401	3220	9019	000000	000	46.95
023576	0026	06/28/2019	A	ST MARY	03	401	3220	9019	000000	000	46.95-
023577	0026	06/28/2019	A	ST MARY	03	401	3220	9019	000000	000	19.30
											19.30
											19.30
023575	0027	06/28/2019	A	SACRED HEART	03	401	3220	9119	000000	000	105.95
023576	0027	06/28/2019	A	SACRED HEART	03	401	3220	9119	000000	000	105.95-
023577	0027	06/28/2019	A	SACRED HEART	03	401	3220	9119	000000	000	74.62
											74.62
											74.62

STATUS (STS) CODES:
 A-RECEIPT B-REFUND OF RECEIPT V-VOID REFUND OF RECEIPT X-REDUCTION OF EXPENDITURE
 C-APPROPRIATION OR BUDGET MODIFICATIONS D-EXPENSE/SUPPLIES DISTRIBUTION F-FUND TO FUND TRANSFER

DATE: 07/01/2019
 TIME: 13:33

SHELBY CITY SCHOOLS
 TRANS. BY FUND/RCPT, ALL FUNDS
 DATES 06/01/2019 THRU 06/30/2019
 SORTED BY TRANSACTION DATE

E: 15
 CLED)

TRANS NO	ITEM NO	TRANS DATE	STS	DESCRIPTION OR SOURCE	TI FUND	RCPT	SPCC	SUBJ	OPU	TRANS AMOUNT
023532	0001	06/03/2019	A	PART VI B	03	516	4220	9019	000000 000	40,262.71
									RCPT CODE SUB-TOTAL:	40,262.71
023562	0001	06/20/2019	F		08	516	5210	9019	000000 000	47,832.38
									RCPT CODE SUB-TOTAL:	47,832.38
									FUND CODE SUB-TOTAL:	88,095.09
023534	0001	06/04/2019	A	STUDENTS AT RISK	03	572	4220	9019	000000 000	28,259.46
									RCPT CODE SUB-TOTAL:	28,259.46
023562	0002	06/20/2019	F		08	572	5210	9019	000000 000	35,787.85
									RCPT CODE SUB-TOTAL:	35,787.85
									FUND CODE SUB-TOTAL:	64,047.31
023535	0001	06/04/2019	A	EARLY CHILDHOOD	03	587	4220	9019	000000 000	1,489.65
									RCPT CODE SUB-TOTAL:	1,489.65
023562	0003	06/20/2019	F		08	587	5210	9019	000000 000	730.90
									RCPT CODE SUB-TOTAL:	730.90
									FUND CODE SUB-TOTAL:	2,220.55
023531	0001	06/03/2019	A	EARLY CHILDHOOD	03	587	4220	9119	000000 000	881.00
									RCPT CODE SUB-TOTAL:	881.00
									FUND CODE SUB-TOTAL:	881.00
023536	0001	06/04/2019	A	EDUCATOR QUALITY	03	590	4220	9019	000000 000	6,321.97
									RCPT CODE SUB-TOTAL:	6,321.97
023562	0004	06/20/2019	F		08	590	5210	9019	000000 000	2,504.06

STATUS (STS) CODES:
 A-RECEIPT B-REFUND OF RECEIPT V-VOID REFUND OF RECEIPT X-REDUCTION OF EXPENDITURE
 C-APPROPRIATION OR BUDGET MODIFICATIONS D-EXPENSE/SUPPLIES DISTRIBUTION F-FUND TO FUND TRANSFER

DATE: 07/01/2019
TIME: 13:31

SHELBY CITY SCHOOLS
TRANS. BY FUND/RCPT, ALL FUNDS
DATES 06/01/2019 THRU 06/30/2019
SORTED BY TRANSACTION DATE

PAGE: 16
(RECLED)

TRANS NO	ITEM NO	TRANS DATE	STS DESCRIPTION OR SOURCE	TI FUND	RCPT	SPCC	SUBJ	OPU	TRANS AMOUNT
023533	0001	06/04/2019	A ACADEMIC ACHIEVEMENT	03	599	4220	9019	000000 000	6,585.00
									2,504.06
									8,826.03
023562	0005	06/20/2019	F	08	599	5210	9019	000000 000	6,585.00
									2,885.93
									2,885.93
									9,470.93
									2,031,934.37

STATUS (STS) CODES:

A-RECEIPT B-REFUND OF RECEIPT V-VOID REFUND OF RECEIPT X-REDUCTION OF EXPENDITURE
C-APPROPRIATION OR BUDGET MODIFICATIONS D-EXPENSE/SUPPLIES DISTRIBUTION F-FUND TO FUND TRANSFER