

**SHELBY CITY SCHOOLS**

**August 2016**

**SUMMARY FINANCIAL STATEMENTS**

**CONTENTS:**

Cash Reconciliation .....	1
Cash Balances .....	2
Comparison of Current Month Results to previous years.....	4
Treasurer's Discussion and Analysis .....	5

Revenue Summary (REVSUM)  
Appropriation Summary (APPSUM)  
Paid Checks (CHEKPY)



**SHELBY CITY SCHOOLS**  
**August 31, 2016**

**GROSS DEPOSITORY BALANCES:**

Payroll Clearance Account	\$0.00
Civista Bank - Horner Account .05%	\$20,216.84
Richland Bank Operating - 0%	\$645,198.20

<b>TOTAL DEPOSITORY BALANCES</b>	<b>\$665,415.04</b>
----------------------------------	---------------------

**ADJUSTMENTS TO BANK BALANCE:**

Outstanding Checks	(\$98,235.06)
In Transit	\$0.00

<b>TOTAL ADJUSTMENTS TO BANK BALANCE</b>	<b>(98,235.06)</b>
--	--------------------

**OPERATING INVESTMENTS:**

STAROhio - Operating Account .56%	\$6,838,233.98
Scholarship CDs	\$101,000.00
Mechanics Bank CD .85%	\$245,000.00
Civista Bank CD .3%	\$1,708,000.00
General Fund CD; .3%	\$255,264.51
Richland Bank CDARS Portfolio; Maturities September - December 2016 .45-.50%	\$2,000,158.34

<b>TOTAL OPERATING INVESTMENTS</b>	<b>\$11,147,656.83</b>
------------------------------------	------------------------

STAROhio - Bond Retirement Account .56%	\$1,062,920.11
STAROhio - Locally Funded Initiatives Account .56%	\$1,714,164.29

<b>TOTAL PROJECT FUNDS ON HAND</b>	<b>\$2,777,084.40</b>
------------------------------------	-----------------------

**CASH ON HAND:**

Petty Cash & Change	\$3,085.00
Athletic Checking	\$3,000.00

<b>TOTAL CASH ON HAND</b>	<b>\$6,085.00</b>
---------------------------	-------------------

<b>TOTAL BANK BALANCE</b>	<b>\$14,498,006.21</b>
---------------------------	------------------------

<b>TOTAL BOOK BALANCE</b>	<b>\$14,498,006.21</b>
---------------------------	------------------------

**INTEREST EARNED:**

	THIS MONTH	YEAR TO DATE
Civista/Richland/Mechanics Banks	\$ 316.62	\$ 381.98
STAROhio Operating Funds	\$ 3,139.43	\$ 5,406.20
Richland CDARS/StarPlus	\$ 172.25	\$ 344.50
STAROhio Project Funds	\$ 1,249.68	\$ 2,334.49
Total investment income FY17 to date:		\$ 8,467.17
Same period FY 16:		\$ 2,952.44
Same period FY 15:		\$ 1,609.13

# SHELBY CITY SCHOOLS

August 31, 2016

FUND	CASH BALANCE	ENCUMBRANCES	UNENCUMBERED BALANCE
<b>001 UNRESERVED GENERAL FUND</b>	\$ 8,768,479.05	\$ 1,115,227.87	\$ 7,653,251.18
<b>RESERVED GENERAL FUNDS</b>			
001 9016-17 Textbook & Inst. Supply Set-Aside	\$ 458,084.83	\$ 240,050.38	\$ 218,034.45
001 9098 Bus Purchase	\$ -	\$ -	\$ -
001 9007 FEMA Transfer/ Set-Aside	\$ 223,449.15	\$ -	\$ 223,449.15
	<u>\$ 681,533.98</u>	<u>\$ 240,050.38</u>	<u>\$ 441,483.60</u>
<b>PROJECT FUNDS</b>			
002 High School Bond Retirement	\$ 1,060,257.48	\$ -	\$ 1,060,257.48
004 Locally Funded Initiatives (BAB)	\$ 1,714,164.29	\$ 70,267.00	\$ 1,643,897.29
034 Project Maintenance Fund	\$ 375,278.31	\$ 27,513.58	\$ 347,764.73
	<u>\$ 3,149,700.08</u>	<u>\$ 97,780.58</u>	<u>\$ 3,051,919.50</u>
<b>SPECIAL REVENUE</b>			
018 HS Principal's Fund	\$ 4,517.80	\$ 7,501.25	\$ (2,983.45)
018 Auburn Principal's Fund	\$ 20,262.50	\$ 7,703.67	\$ 12,558.83
018 Central Principal's Fund	\$ 4,684.22	\$ 12.00	\$ 4,672.22
018 Dowds Principal's Fund	\$ 3,707.54	\$ 5,152.00	\$ 5,152.00
018 Middle School Principal's Fund	\$ 67,152.08	\$ 47,032.90	\$ 20,119.18
019 Local Grants	\$ 33,599.85	\$ 3,942.56	\$ 29,657.29
022 Trust & Flower Funds	\$ 4,497.69	\$ 435.00	\$ 4,062.69
401 St. Mary Auxiliary	\$ 30,629.27	\$ 29,157.06	\$ 1,472.21
401 Sacred Heart Auxiliary	\$ 29,166.56	\$ 68,422.36	\$ (39,255.80)
<b>TOTAL SPECIAL REVENUE</b>	<u>\$ 198,217.51</u>	<u>\$ 169,358.80</u>	<u>\$ 35,455.17</u>
<b>STATE GRANTS</b>			
451 OneNet Ohio	\$ 1,450.00	\$ 1,450.00	\$ -
<b>TOTAL STATE GRANTS</b>	<u>\$ 1,450.00</u>	<u>\$ 1,450.00</u>	<u>\$ -</u>
<b>FEDERAL GRANTS</b>			
516 IDEA B	\$ (5,541.30)	\$ 3,474.00	\$ (9,015.30)
572 Title I Targeted Assistance	\$ (14,251.24)	\$ 52,002.39	\$ (66,253.63)
587 IDEA Early Childhood (Preschool)	\$ (500.00)	\$ -	\$ (500.00)
590 Title II A Improving Teacher Quality	\$ (7,346.88)	\$ 7,381.47	\$ (14,728.35)
<b>TOTAL FEDERAL GRANTS</b>	<u>\$ (27,639.42)</u>	<u>\$ 62,857.86</u>	<u>\$ (90,497.28)</u>
<b>CAPITAL PROJECTS</b>			
003 'Old' PI	\$ 123,407.15	\$ 38,607.03	\$ 84,800.12
003 August 2010 PI	\$ (6,883.11)	\$ 43,799.69	\$ (50,682.80)
<b>003 Permanent Improvement</b>	<u>\$ 116,524.04</u>	<u>\$ 82,406.72</u>	<u>\$ 34,117.32</u>
<b>ACTIVITY FUNDS</b>			
300 Athletic Fund	\$ 36,326.55	\$ 68,420.89	\$ (32,094.35)
300 Tournament Account	\$ 428.36	\$ -	\$ 428.36
300 Sr. High Arts Fund	\$ 2,200.72	\$ -	\$ 2,200.72
<b>TOTAL ACTIVITY FUNDS</b>	<u>\$ 38,955.63</u>	<u>\$ 68,420.89</u>	<u>\$ (29,465.27)</u>
<b>ENTERPRISE</b>			
006 Cafeteria	\$ 91,075.80	\$ 313,582.38	\$ (222,506.58)
<b>TRUST FUNDS</b>			
007 Scholarship & Memorial Funds	\$ 280,403.69	\$ 2,024.90	\$ 278,378.79
008 Endowment & Scholarship Funds	\$ 268,659.21	\$ -	\$ 268,659.21
<b>TOTAL TRUST FUNDS</b>	<u>\$ 549,062.90</u>	<u>\$ 2,024.90</u>	<u>\$ 547,038.00</u>
<b>CONSUMMABLE FEES</b>			
009 Classroom Supplies & Workbooks, Sr. High	\$ 23,850.44	\$ 5,653.48	\$ 18,196.96
009 Classroom Supplies & Workbooks, Middle School	\$ 17,382.80	\$ 2,408.49	\$ 14,974.31
009 Classroom Supplies - Auburn	\$ 12,152.05	\$ 5,398.09	\$ 6,753.96
009 Classroom Supplies Central	\$ 23,647.56	\$ 3,766.33	\$ 19,881.23

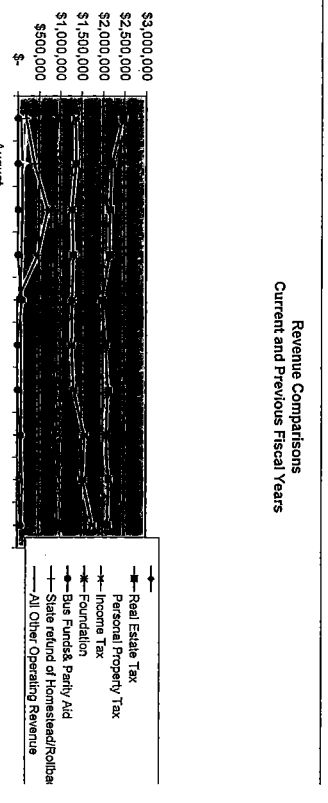
**SHELBY CITY SCHOOLS**

**August 31, 2016**


FUND	CASH BALANCE	ENCUMBRANCES	UNENCUMBERED BALANCE
009 Classroom Supplies - Dowds	\$ 9,787.53	\$ 17,638.36	\$ (7,850.83)
009 Classroom Supplies - Preschool	\$ 4,285.00	\$ 418.53	\$ 3,866.47
<b>TOTAL CONSUMMABLE FEES</b>	<b>\$ 91,105.38</b>	<b>\$ 35,283.28</b>	<b>\$ 55,822.10</b>
<b>ROTARY FUNDS</b>			
014 Internal Service	\$ 511.04	\$ -	\$ 511.04
<b>TOTAL ROTARY FUNDS</b>	<b>\$ 511.04</b>	<b>\$ -</b>	<b>\$ 511.04</b>
<b>024 EMPLOYEE HEALTH LIABILITY</b>	<b>\$ 739,961.61</b>	<b>\$ -</b>	<b>\$ 739,961.61</b>
<b>TRUST AND AGENCY</b>			
200 Post Prom Activity Fund	\$ -	\$ -	\$ -
200 Mad Dog Gym	\$ 1,161.82	\$ 400.00	\$ 761.82
201 Class of 2016	\$ 1,522.00	\$ 183.51	\$ 1,338.49
200 Middle School Athletics	\$ 93.19	\$ -	\$ 93.19
200 Whippet Theatre	\$ 6,862.64	\$ 8,378.55	\$ (1,515.91)
200 FFA	\$ 40,051.30	\$ 21,578.91	\$ 18,472.39
200 International Club	\$ 592.23	\$ -	\$ 592.23
200 Key Club	\$ 1,175.36	\$ -	\$ 1,175.36
200 Middle, High, Central & Dowds School Student Council	\$ 9,924.99	\$ 287.50	\$ 9,637.49
200 Publications	\$ 14,509.70	\$ -	\$ 14,509.70
200 Whippet News	\$ 415.56	\$ -	\$ 415.56
200 Destination Stardom	\$ 7,292.63	\$ 1,615.00	\$ 5,677.63
200 Middle School Yearbook	\$ 1,681.24	\$ -	\$ 1,681.24
200 OWA/OWE High School	\$ 955.75	\$ -	\$ 955.75
200 Guidance	\$ 774.88	\$ 45.00	\$ 729.88
200 Class of 2013	\$ 1,548.03	\$ -	\$ 1,548.03
200 Class of 2014	\$ 1,062.10	\$ 1,062.10	\$ -
200 Class of 2015	\$ 356.79	\$ 356.79	\$ -
200 Middle School Library	\$ 3,025.59	\$ 214.00	\$ 2,811.59
200 Class of 2017	\$ 2,449.16	\$ -	\$ 2,449.16
200 Class of 2018	\$ 1,070.00	\$ -	\$ 1,070.00
200 Class of 2019	\$ 831.00	\$ -	\$ 831.00
201 Class of 2020	\$ 390.00	\$ -	\$ 390.00
200 Junior Statesmen	\$ 1,322.65	\$ -	\$ 1,322.65
<b>TOTAL TRUST AND AGENCY</b>	<b>\$ 99,068.61</b>	<b>\$ 34,121.36</b>	<b>\$ 64,947.25</b>
<b>TOTAL CASH</b>	<b>\$ 14,498,006.21</b>	<b>\$ 2,222,565.02</b>	<b>\$ 12,282,037.65</b>

REVENUES	August 2007	August 2008	August 2009	August 2010	August 2011	August 2012	August 2013	August 2014	August 2015	August 2016
1,010 Real Estate Tax	\$ 2,471,291	\$ 2,298,033	\$ 2,162,877	\$ 2,151,220	\$ 1,975,989	\$ 2,060,283	\$ 2,122,076	\$ 2,089,727	\$ 2,133,189	\$ 2,114,981
1,020 Personal Property Tax	\$ 219,982	\$ 154,914	\$ -	\$ -	\$ -	\$ -	\$ -	\$ -	\$ -	\$ -
1,030 Income Tax	\$ 937,087	\$ 873,088	\$ 799,406	\$ 805,159	\$ 790,457	\$ 833,592	\$ 884,450	\$ 899,788	\$ 889,523	\$ 950,547
1,035 Foundation	\$ 1,365,726	\$ 1,373,003	\$ 1,275,591	\$ 1,311,523	\$ 1,289,247	\$ 1,269,622	\$ 1,324,679	\$ 1,588,407	\$ 1,531,058	\$ 1,755,628
1,040 Bus Funds Party Aid	\$ 7,987	\$ 11,589	\$ 9,439	\$ 7,082	\$ 104,019	\$ 7,082	\$ 7,082	\$ 72,800	\$ 53,493	\$ 62,524
1,050 State refund of Homestead/Rollover	\$ 201,178	\$ 385,628	\$ 705,451	\$ 473,958	\$ -	\$ -	\$ -	\$ -	\$ -	\$ -
1,060 All Other Operating Revenue	\$ 83,283	\$ 112,550	\$ 118,749	\$ 92,149	\$ 92,412	\$ 98,715	\$ 91,892	\$ 90,872	\$ 109,192	\$ 107,975
2,080 Operating Revenue	\$ 5,285,945	\$ 5,130,525	\$ 5,071,913	\$ 4,940,691	\$ 4,324,724	\$ 4,257,274	\$ 4,480,789	\$ 4,840,600	\$ 4,776,876	\$ 4,991,285
2,080 Other Non-Operating Revenue	\$ 1,048	\$ 182	\$ 656	\$ 1,284	\$ 1,070	\$ -	\$ 50,800	\$ 3,289	\$ 374	\$ 3,172
Subtotal Non-Operating Revenue	\$ 1,048	\$ 182	\$ 656	\$ 1,284	\$ 1,070	\$ -	\$ 50,800	\$ 3,289	\$ 374	\$ 3,172
TOTAL REVENUE	\$ 5,286,993	\$ 5,130,607	\$ 5,072,569	\$ 4,941,975	\$ 4,325,794	\$ 4,257,274	\$ 4,480,989	\$ 4,843,889	\$ 4,777,180	\$ 4,994,457


**SHRELBY CITY SCHOOLS**  
May 2016



EXPENDITURES	August 2007	August 2008	August 2009	August 2010	August 2011	August 2012	August 2013	August 2014	August 2015	August 2016
3,010 Personal Services	\$ 1,411,137	\$ 1,364,741	\$ 1,476,688	\$ 1,464,501	\$ 1,508,500	\$ 1,543,782	\$ 1,477,554	\$ 1,455,873	\$ 1,433,288	\$ 1,510,619
3,020 Employee Benefits	\$ 719,971	\$ 701,560	\$ 733,433	\$ 681,225	\$ 735,330	\$ 811,217	\$ 718,861	\$ 711,963	\$ 712,819	\$ 801,732
3,030 Purchased Services	\$ 228,079	\$ 235,991	\$ 313,701	\$ 308,388	\$ 189,382	\$ 259,082	\$ 208,565	\$ 371,733	\$ 468,371	\$ 356,924
3,040 Supplies and Materials	\$ 51,338	\$ 106,687	\$ 96,882	\$ 46,807	\$ 74,029	\$ 83,687	\$ 70,291	\$ 75,148	\$ 53,724	\$ 93,708
3,050 Capital Outlay	\$ 1,130	\$ 38,376	\$ 76,954	\$ 11,137	\$ 17,049	\$ 5,566	\$ -	\$ 14,149	\$ 4,405	\$ 162,382
Debt Service: Principal State Loans	\$ 13,098	\$ 13,098	\$ -	\$ -	\$ -	\$ -	\$ -	\$ -	\$ -	\$ -
Debt Service: Principal State Advances	\$ -	\$ -	\$ -	\$ -	\$ -	\$ -	\$ -	\$ -	\$ -	\$ -
Debt Service: Principal 1/2% Loans	\$ -	\$ -	\$ -	\$ -	\$ -	\$ -	\$ -	\$ -	\$ -	\$ -
Debt Service: Interest & Fiscal Changes	\$ -	\$ -	\$ -	\$ -	\$ -	\$ -	\$ -	\$ -	\$ -	\$ -
4,300 Other: Interest & Fiscal Changes	\$ 138,774	\$ 141,517	\$ 138,627	\$ 178,825	\$ 152,061	\$ 169,752	\$ 129,360	\$ 148,861	\$ 158,274	\$ 128,201
Subtotal Operating Expenditures	\$ 2,567,927	\$ 2,604,250	\$ 2,835,710	\$ 2,688,563	\$ 2,774,351	\$ 2,872,086	\$ 2,604,561	\$ 2,777,727	\$ 2,828,881	\$ 3,053,566
5,010 Transfers-out	\$ -	\$ -	\$ -	\$ -	\$ -	\$ -	\$ -	\$ -	\$ -	\$ -
5,020 Advances-out	\$ -	\$ -	\$ -	\$ -	\$ -	\$ -	\$ -	\$ -	\$ -	\$ -
Subtotal Non-Operating Expenditures	\$ -	\$ -	\$ -	\$ -	\$ -	\$ -	\$ -	\$ -	\$ -	\$ -
TOTAL EXPENDITURES	\$ 2,567,927	\$ 2,604,250	\$ 2,835,710	\$ 2,688,563	\$ 2,774,351	\$ 2,872,086	\$ 2,604,561	\$ 2,777,727	\$ 2,828,881	\$ 3,053,566



6,010 TOTAL REVENUES OVER/(UNDER) IS	August 2007	August 2008	August 2009	August 2010	August 2011	August 2012	August 2013	August 2014	August 2015	August 2016
7,010 Beginning Cash Balance	\$ 894,597	\$ 3,004,052	\$ 3,996,955	\$ 4,450,467	\$ 4,881,099	\$ 4,386,894	\$ 3,619,251	\$ 4,489,629	\$ 5,949,082	\$ 7,439,151
7,020 Ending Cash Balance	\$ 3,624,263	\$ 5,530,609	\$ 6,173,493	\$ 6,603,479	\$ 6,348,932	\$ 5,771,082	\$ 5,495,669	\$ 6,385,791	\$ 7,937,371	\$ 9,450,012
8,010 Outstanding Encumbrances	\$ 374,965	\$ 1,269,793	\$ 887,507	\$ 627,890	\$ 1,309,231	\$ 1,988,458	\$ 1,413,692	\$ 1,591,861	\$ 1,442,411	\$ 1,353,312
TOTAL REVENUES OVER/(UNDER) IS	\$ 2,738,866	\$ 2,525,857	\$ 2,236,538	\$ 2,153,012	\$ 1,468,843	\$ 1,365,188	\$ 1,876,408	\$ 1,866,162	\$ 1,889,309	\$ 1,940,861



**SHELBY CITY SCHOOLS  
TREASURER'S DISCUSSION & ANALYSIS  
August 2016/ September 19, 2016 Board Meeting**

Financial items on this month's agenda include the regular statements and cash reconciliations for August and renewal of the district's vision insurance.

**Cash Reconciliation:**

The district's cash balance at the end of August was \$ 14,498,006, this compares with a cash balance of \$13,079,275 one year ago. The General Fund ending balance was \$ 9,450,012 equal to 6.25 months general fund operating expenses as estimated on our current forecast; well above our threshold of 3.0 months operating expenses. At this time last year the ratio was 5.22 and the General Fund cash balance was \$7,837,371.

**Cash Balances;**

All our funds except for Federal Grants and the 'new' or August 2010 Permanent Improvement Fund were in the black at the end of August. We expect to see grant revenue catch up with expense later in September or October. The PI fund will take a little longer to right itself, but it too will be in the black with the next set of property tax payments early next year.

**Actual Results Compared to Forecast**

At this point we have just set appropriations so no comparison to the forecast is available. In looking at prior years, our expenses are higher for the fiscal year to date than they were for the same period in any of the last nine years. This is true even after adjusting for the cost of tow busses purchased in July.

Revenue is higher than last year by \$277,237, and higher than it's been for the same period since 2010

**Revenue Estimates and Budget Appropriations**

We don't have any changes on the agenda this time, since we just approved the full set of accounts last meeting. At the October meeting we'll have a forecast to review and approve and will likely re adjust our appropriations as well.

**AGENDA ITEMS**

**Personnel**

7.1.1 Coral Howman will be replaced by Leanne Schulhafer (item 7.6.1) through a contract with MOESC. The change will save the district about \$13,343.

7.2.1 Mary Pat Savord's estimated salary will be \$12,088/year

7.2.2 Emily Hatfield's estimated salary will be \$10,931./year. Her services are necessary to allow for additional attention to a handicapped preschool student.

7.2.3 Jacki Mutti's salary will be \$3123

7.3.1 The change to Kenda Cornette's salary will increase salary expense by \$1222

7.3.2 The change to Ellen Huffman's salary will increase salary expense by \$1281

7.4 Linda Close provides support for students who speak English as a second language. Her hours may vary, the maximum salary cost would be about \$16,200.

7.5 We have been asked for payment of retirement incentive, which would amount to about \$15,190 to Kim Nadolsky. The retirement incentive was designed to encourage certified staff to retire when first eligible. The contract language states in part ‘...the employee may qualify the year he/she is at least age 55 and has at least 25 years service.’ Mrs. Nadolsky retired at age 56 with 33 years service. We have made exceptions to the wording of this section in the past to allow for payment of the incentive.

### **New Business**

10.2 The contract with MT Business Tech is for our copy services. The cost is an estimate based on utilization.

10.3 The NCOESC Vision Services contract is for \$73.5/hr for vision and \$60/hr for Braille/large print services. This is an increase of about 2% from last year.

10.4 The contract with River Education Services is for services to a Special Education student in the program based at Crestview Schools. Exact cost will depend on utilization, a full year of service is estimated to be \$24,000.

10.5 The Nursing Service contract was originally approved in July. The contract presented here includes the addition of the third paragraph under item C on the first page. The new paragraph specifies that the district is responsible for additional training and mileage for the nurse assigned where necessary. There is no change to the agreed upon hourly rate (\$24) for direct service.

Date: 09/07/16  
Time: 3:23 pm

SHELBY CITY SCHOOLS  
Revenue Account Summary  
SORTED BY FUND  
Board Report on Revenue

Page: 1  
(REVSUM)

	FYTD Receivable	FYTD Actual Receipts	MTD Actual Receipts	YTD Actual Receipts	FYTD Balance Receivable	FYTD Percent Received
*****TOTAL FOR FUND 001 (GENERAL):	19,868,900.00	4,994,426.51	1,386,601.43	15,084,383.28	14,874,473.49	25.14
*****TOTAL FOR FUND 002 (BOND RETIREMENT):	969,000.00	342,957.30	183,582.72	894,323.36	626,042.70	35.39
*****TOTAL FOR FUND 003 (PERMANENT IMPROVEMENT):	401,700.00	111,877.18	59,170.18	334,191.34	289,822.82	27.85
*****TOTAL FOR FUND 004 (BUILDING):	5,000.00	1,547.45	793.72	5,345.65	3,452.55	30.95
*****TOTAL FOR FUND 006 (FOOD SERVICE):	929,000.00	38,562.49	35,650.48	602,851.15	890,437.51	4.15
*****TOTAL FOR FUND 007 (SPECIAL TRUST):	9,710.00	97.44	53.17	15,629.41	9,612.56	1.00
*****TOTAL FOR FUND 008 (ENDOWMENT):	1,740.00	126.11	70.99	908.85	1,613.89	7.25
*****TOTAL FOR FUND 009 (UNIFORM SCHOOL SUPPLIES):	58,300.00	44,724.00	43,864.00	52,565.25	13,576.00	76.71
*****TOTAL FOR FUND 010 (CLASSROOM FACILITIES):	0.00	0.00	0.00	0.00	0.00	0.00
*****TOTAL FOR FUND 014 (ROTARY-INTERNAL SERVICES):	0.00	0.00	0.00	0.00	0.00	0.00





Date: 09/07/16  
Time: 3:23 pm

SHELBY CITY SCHOOLS  
Revenue Account Summary  
SORTED BY FUND  
Board Report on Revenue

Page: 3  
(REVSUM)

	FYTD Receivable	FYTD Actual Receipts	MTD Actual Receipts	YTD Actual Receipts	FYTD Balance Receivable	FYTD Percent Received
*****TOTAL FOR FUND 450 (SCHOOLNET EQUIP/INFRASTRUCTURE):	0.00	0.00	0.00	0.00	0.00	0.00
*****TOTAL FOR FUND 451 (DATA COMMUNICATION FUND):	0.00	0.00	0.00	3,600.00	0.00	0.00
*****TOTAL FOR FUND 452 (SCHOOLNET PROFESS. DEVELOPMENT):	0.00	0.00	0.00	0.00	0.00	0.00
*****TOTAL FOR FUND 458:	0.00	0.00	0.00	0.00	0.00	0.00
*****TOTAL FOR FUND 459 (OHIO READS):	0.00	0.00	0.00	0.00	0.00	0.00
*****TOTAL FOR FUND 460 (SUMMER INTERVENTION):	0.00	0.00	0.00	0.00	0.00	0.00
*****TOTAL FOR FUND 494:	0.00	0.00	0.00	0.00	0.00	0.00
*****TOTAL FOR FUND 499 (MISCELLANEOUS STATE GRANT FUND):	0.00	0.00	0.00	0.00	0.00	0.00
*****TOTAL FOR FUND 504:	0.00	0.00	0.00	0.00	0.00	0.00
*****TOTAL FOR FUND 506 (RACE TO THE TOP):	0.00	0.00	0.00	0.00	0.00	0.00

Date: 09/07/16  
Time: 3:23 pm

SHELBY CITY SCHOOLS  
Revenue Account Summary  
SORTED BY FUND  
Board Report on Revenue

Page: 4  
(REVSUM)

	FYTD Receivable	FYTD Actual Receipts	MTD Actual Receipts	YTD Actual Receipts	FYTD Balance Receivable	FYTD Percent Received
*****TOTAL FOR FUND 516 (IDEA PART B GRANTS):	471,800.00	51,178.14	51,178.14	314,419.42	420,621.86	10.85
*****TOTAL FOR FUND 532:	0.00	0.00	0.00	0.00	0.00	0.00
*****TOTAL FOR FUND 533 (TITLE II D - TECHNOLOGY):	0.00	0.00	0.00	0.00	0.00	0.00
*****TOTAL FOR FUND 572 (TITLE I DISADVANTAGED CHILDREN):	509,300.00	39,863.83	39,863.83	393,496.72	469,436.17	7.83
*****TOTAL FOR FUND 573 (TITLE V INNOVATIVE EDUC PGM):	0.00	0.00	0.00	0.00	0.00	0.00
*****TOTAL FOR FUND 584 (DRUG FREE SCHOOL GRANT FUND):	0.00	0.00	0.00	0.00	0.00	0.00
*****TOTAL FOR FUND 587 (IDEA PRESCHOOL-HANDICAPPED):	4,802.00	0.00	0.00	0.00	4,802.00	0.00
*****TOTAL FOR FUND 590 (IMPROVING TEACHER QUALITY):	78,700.00	981.57	981.57	44,893.48	77,718.43	1.25
*****TOTAL FOR FUND 599 (MISCELLANEOUS FED. GRANT FUND):	0.00	0.00	0.00	0.00	0.00	0.00
*****GRAND TOTALS:	27,086,147.00	6,255,822.78	2,122,173.53	20,068,182.69	20,830,324.22	23.10

SHELBY CITY SCHOOLS  
 Appropriation Account Summary  
 SORTED BY FUND

FYTD Appropriated	Prior FY Carryover Encumbrances	FYTD Expendable	FYTD Actual Expenditures	MTD Actual Expenditures	Current + Future Encumbrances	FYTD Remaining Balance	FYTD Percent Exp/Enc
*****TOTAL FOR FUND 001 (GENERAL):							
17,831,409.27	230,467.24	18,061,876.51	3,053,564.70	1,483,274.28	1,355,278.25	13,653,033.56	24.41
*****TOTAL FOR FUND 002 (BOND RETIREMENT):							
903,140.50	0.00	903,140.50	6,612.77	6,612.77	0.00	896,527.73	0.73
*****TOTAL FOR FUND 003 (PERMANENT IMPROVEMENT):							
445,245.00	91,562.05	536,807.05	306,026.81	198,852.73	82,406.72	148,373.52	72.36
*****TOTAL FOR FUND 004 (BUILDING):							
70,500.00	0.00	70,500.00	0.00	0.00	70,267.00	233.00	99.67
*****TOTAL FOR FUND 006 (FOOD SERVICE):							
888,465.00	2,065.05	890,530.05	116,117.00	67,722.44	313,582.38	460,830.67	48.25
*****TOTAL FOR FUND 007 (SPECIAL TRUST):							
25,000.00	2,224.90	27,224.90	11,186.00	11,186.00	2,024.90	14,014.00	48.53
*****TOTAL FOR FUND 008 (ENDOWMENT):							
5,100.00	0.00	5,100.00	4,000.00	4,000.00	0.00	1,100.00	78.43
*****TOTAL FOR FUND 009 (UNIFORM SCHOOL SUPPLIES):							
69,150.00	4,518.96	73,668.96	8,668.00	8,668.00	35,283.28	29,717.68	59.66
*****TOTAL FOR FUND 018 (PUBLIC SCHOOL SUPPORT):							
151,900.00	3,975.79	155,875.79	7,780.90	7,421.69	67,401.82	80,693.07	48.23
*****TOTAL FOR FUND 019 (OTHER GRANT):							
26,157.75	1,050.00	27,207.75	2,513.19	2,513.19	3,942.56	20,752.00	23.73

SHELBY CITY SCHOOLS  
 Appropriation Account Summary  
 SORTED BY FUND

FYTD Appropriated	Prior FY Carryover Encumbrances	FYTD Expendable	FYTD Actual Expenditures	MTD Actual Expenditures	Current + Future Encumbrances	FYTD Remaining Balance	FYTD Percent Exp/Enc
*****TOTAL FOR FUND 022 (DISTRICT AGENCY):							
2,251.00	55.34	2,306.34	0.00	0.00	435.00	1,871.34	18.86
*****TOTAL FOR FUND 024 (EMPLOYEE BENEFITS SELF INS.):							
2,802,500.00	0.00	2,802,500.00	502,245.92	250,725.47	0.00	2,300,254.08	17.92
*****TOTAL FOR FUND 034 (CLASSROOM FACILITIES MAINT.):							
125,000.00	18,572.68	143,572.68	12,751.97	11,046.97	27,513.58	103,307.13	28.05
*****TOTAL FOR FUND 200 (STUDENT MANAGED ACTIVITY):							
174,891.93	31,424.26	206,316.19	19,421.84	14,735.67	34,121.36	152,772.99	25.95
*****TOTAL FOR FUND 300 (DISTRICT MANAGED ACTIVITY):							
130,540.00	12,077.21	142,617.21	19,237.00	19,037.00	68,420.89	54,959.32	61.46
*****TOTAL FOR FUND 401 (AUXILIARY SERVICES):							
173,436.39	4,825.88	178,262.27	13,779.20	12,727.85	97,579.42	66,903.65	62.47
*****TOTAL FOR FUND 451 (DATA COMMUNICATION FUND):							
7,200.00	0.00	7,200.00	5,750.00	5,750.00	1,450.00	0.00	100.00
*****TOTAL FOR FUND 516 (IDEA PART B GRANTS):							
480,088.02	3,874.00	483,962.02	74,658.81	40,667.63	3,474.00	405,829.21	16.14
*****TOTAL FOR FUND 572 (TITLE I DISADVANTAGED CHILDREN):							
541,063.66	3,155.40	544,219.06	85,636.77	49,308.12	52,002.39	406,579.90	25.29
*****TOTAL FOR FUND 587 (IDEA PRESCHOOL-HANDICAPPED):							
4,802.00	0.00	4,802.00	500.00	500.00	0.00	4,302.00	10.41

Date: 09/07/16  
Time: 3:15 pm

SHELBY CITY SCHOOLS  
Appropriation Account Summary  
SORTED BY FUND

Page: 3  
(APPSUM)

FYTD Appropriated	Prior FY Carryover Encumbrances	FYTD Expendable	FYTD Actual Expenditures	MTD Actual Expenditures	Current + Future Encumbrances	FYTD Remaining Balance	FYTD Percent Exp/Enc
*****TOTAL FOR FUND 590 (IMPROVING TEACHER QUALITY):							
85,111.00	0.00	85,111.00	11,678.54	6,230.14	7,381.47	66,050.99	22.39
=====							
*****GRAND TOTALS:							
24,942,951.52	409,848.76	25,352,800.28	4,262,129.42	2,200,979.95	2,222,565.02	18,868,105.84	25.58
=====							

Date: 09/07/2016  
Time: 3:20 pm

SHELBY CITY SCHOOLS  
SORT BY VENDOR NAME  
Summary of Monthly Checks  
CHECK DATES BETWEEN 08/01/2016 AND 08/31/2016  
WARRANT CHECKS

Page: 1  
(CHECKPY)

CHECK	TYPE	DATE	VENDOR	VENDOR	STATUS/DATE	BANK CODE	CHECK AMOUNT
069859	W	08/16/2016	ADISON NIESE	005022	RECONCILED:08/31/2016		1,500.00
069814	W	08/12/2016	ALTA FLORIST	880294	RECONCILED:08/31/2016		42.95
069875	W	08/19/2016	Amazon/SYNCB	006304	RECONCILED:08/31/2016		793.10
069867	W	08/19/2016	AMERICAN UNITED LIFE INS. CO TERM BEN	000805			1,555.20
069967	W	08/30/2016	AMERICAN UNITED LIFE INS. CO TERM BEN	000805			336.60
069972	W	08/31/2016	ANDERSON COACH & TRAVEL ATTN: ESTHER ADAMS	880015			3,191.26
069860	W	08/16/2016	ANDREW WIGGINS	008520	RECONCILED:08/31/2016		500.00
069973	W	08/31/2016	APPLE STORE	006653			1,186.00
069876	W	08/19/2016	ARMSTRONG TOOL & SUPPLY CO.	006868	RECONCILED:08/31/2016		115.20
069815	W	08/12/2016	ARNOLD'S LANDSCAPING	006466	RECONCILED:08/31/2016		1,380.00
069923	W	08/26/2016	ASHLAND HIGH SCHOOL ATHLETIC DEPARTMENT	007291			305.00
069861	W	08/16/2016	BAILEY TY STONE	007639	RECONCILED:08/31/2016		1,000.00
069816	W	08/12/2016	BARNES & NOBLE BOOKSELLERS	004891	RECONCILED:08/31/2016		735.98
069817	W	08/12/2016	BOLIANTZ HARDWARE	009812	RECONCILED:08/31/2016		631.69
069818	W	08/12/2016	BRAIN POP	006947	RECONCILED:08/31/2016		3,456.75
069819	W	08/12/2016	BRICKER & ECKLER LLP	006034	RECONCILED:08/31/2016		466.50
069820	W	08/12/2016	BRIGGS MEDICAL SERVICE CO.	005625	RECONCILED:08/31/2016		90.04
069924	W	08/26/2016	BRIGHT IDEAS PRESS, LLC	000037			165.55
069877	W	08/19/2016	BROWN DRAIN SERVICE	004043	RECONCILED:08/31/2016		650.00
069821	W	08/12/2016	BSN SPORTS/ALL AMERICAN	001379	RECONCILED:08/31/2016		1,097.50
069925	W	08/26/2016	BSN SPORTS/ALL AMERICAN	001379	RECONCILED:08/31/2016		10,075.14
069878	W	08/19/2016	BUCKEYE CERAMICS COLORAMICS	005832			73.92
069974	W	08/31/2016	BUCKEYE EDUCATIONAL SYSTEMS	004238			108.00
069879	W	08/19/2016	BUCKEYE POWER SALES	007985	RECONCILED:08/31/2016		1,518.47
069880	W	08/19/2016	BUCKS AUTO AND HARDWARE SUPPLY	005830	RECONCILED:08/31/2016		742.74
069822	W	08/12/2016	BUREAU OF WORKERS COMPENSATION STATE INSURANCE FUND	000126	RECONCILED:08/31/2016		17,481.08
069881	W	08/19/2016	CAIN GRAPHICS SCREEN PRINTING	005348	RECONCILED:08/31/2016		1,262.17
069926	W	08/26/2016	CARDINAL BUS SALES	006571	RECONCILED:08/31/2016		1,458.12
069927	W	08/26/2016	CAROTHERS PEST CONTROL	002350			125.00
069882	W	08/19/2016	CARSON-DELLOSA PUBLISHING COMPANY	004837	RECONCILED:08/31/2016		135.14
069928	W	08/26/2016	CARSON-DELLOSA PUBLISHING COMPANY	004837	RECONCILED:08/31/2016		117.56
069824	W	08/12/2016	CARTER LUMBER	006153	RECONCILED:08/31/2016		74.93
069975	W	08/31/2016	CARTER TOWNSEND	007814			99.07
069976	W	08/31/2016	CATHY GARDNER	007383			284.75
069977	W	08/31/2016	CDW-G	006303			5,681.85
069883	W	08/19/2016	CENTER (THE)	000841	RECONCILED:08/31/2016		22.00
069884	W	08/19/2016	CENTRAL OHIO GLASS	001054	RECONCILED:08/31/2016		1,167.80
069929	W	08/26/2016	CENTURY EQUIPMENT ATTN: GREY WALTER	001004	RECONCILED:08/31/2016		27.63
069885	W	08/19/2016	CENTURY LINK	000094	RECONCILED:08/31/2016		1,842.19
069825	W	08/12/2016	CENTURYLINK BUSINESS SERVICES	007578	RECONCILED:08/31/2016		13.63

Date: 09/07/2016  
Time: 3:20 pm

SHELBY CITY SCHOOLS  
SORT BY VENDOR NAME  
Summary of Monthly Checks  
CHECK DATES BETWEEN 08/01/2016 AND 08/31/2016  
WARRANT CHECKS

Page: 2  
(CHEKPY)

CHECK	TYPE	DATE	VENDOR	VENDOR	STATUS/DATE	BANK CODE	CHECK AMOUNT
069823	W	08/12/2016	CIVISTA BANK	009019	RECONCILED:08/31/2016		844.65
069826	W	08/12/2016	CLEVELAND STATE UNIVERSITY OFFICE OF BURSAR	005012	RECONCILED:08/31/2016		25.00
069930	W	08/26/2016	CLYDE HIGH SCHOOL	000239	RECONCILED:08/31/2016		200.00
069886	W	08/19/2016	COLEMAN ASPHALT	000294			1,875.00
069887	W	08/19/2016	COLUMBIA GAS OF OHIO	007418	RECONCILED:08/31/2016		788.29
069888	W	08/19/2016	COMMERCIAL PARTS AND SERVICE	006223	RECONCILED:08/31/2016		1,033.93
069827	W	08/12/2016	Constellation	009868	RECONCILED:08/31/2016		847.31
069978	W	08/31/2016	Constellation	009868			556.75
069870	W	08/19/2016	CORESOURCE, INC	009047	RECONCILED:08/31/2016		12,789.62
069828	W	08/12/2016	CORNELL'S IGA FOODLINER	000023	RECONCILED:08/31/2016		27.75
069979	W	08/31/2016	COSI ON WHEELS ATTN: OUTREACH RESERVATIONS	006887			992.00
069889	W	08/19/2016	DAILY GLOBE	000121	RECONCILED:08/31/2016		110.24
069890	W	08/19/2016	DANIELLE HOFFMAN	005334			1,000.00
069829	W	08/12/2016	DATA HOUSE (THE)	007873	RECONCILED:08/31/2016		167.42
069980	W	08/31/2016	Debbie Addison	007621			59.40
069891	W	08/19/2016	DISCOUNT DRUG MART	000071	RECONCILED:08/31/2016		45.90
069830	W	08/12/2016	DREAMBOX LEARNING INC.	000202	RECONCILED:08/31/2016		14,000.00
069933	W	08/26/2016	EAI EDUCATION	007914			2,392.00
069981	W	08/31/2016	ED FETZER	880022			87.50
069931	W	08/26/2016	EDISON HIGH SCHOOL ATHLETIC DEPARTMENT	007292	RECONCILED:08/31/2016		215.00
069862	W	08/16/2016	EMILY GOVE	005827	RECONCILED:08/31/2016		1,000.00
069932	W	08/26/2016	EMPOWER LEARNING LLC	000272	RECONCILED:08/31/2016		6,804.00
069863	W	08/16/2016	ERIC GOVE	005828	RECONCILED:08/31/2016		2,000.00
069982	W	08/31/2016	Eric Rath	880176			87.50
069831	W	08/12/2016	ESCHOOLVIEW.COM INFINITE COHESION LTD	000014	RECONCILED:08/31/2016		7,851.00
069892	W	08/19/2016	ESPED.COM, INC.	005028	RECONCILED:08/31/2016		8,550.00
069893	W	08/19/2016	EVERASE CORPORATION	009068	RECONCILED:08/31/2016		3,942.00
069934	W	08/26/2016	FAIR PUBLISHING	006079	RECONCILED:08/31/2016		342.86
069903	W	08/19/2016	FUEL EDUCATION AVENTA LEARNING	007726	RECONCILED:08/31/2016		700.00
069938	W	08/26/2016	FUEL EDUCATION AVENTA LEARNING	007726	RECONCILED:08/31/2016		1,837.50
069983	W	08/31/2016	G & L SUPPLY CO	000381			715.85
069832	W	08/12/2016	GAMESALAD, INC.	005835	RECONCILED:08/31/2016		980.00
069894	W	08/19/2016	GLEN'S SURPLUS SALES INC	001352	RECONCILED:08/31/2016		48.60
069935	W	08/26/2016	GORDON FOOD SERVICE	001062	RECONCILED:08/31/2016		5,797.28
069984	W	08/31/2016	GORDON FOOD SERVICE	001062			9,989.39
069895	W	08/19/2016	GRAINGER DIVISION W W GRAINGER INC	004628	RECONCILED:08/31/2016		1,704.44
069896	W	08/19/2016	GREAT MINDS	007833	RECONCILED:08/31/2016		11,400.00
069897	W	08/19/2016	GUENTHER MECHANICAL INC	003426	RECONCILED:08/31/2016		12,979.50
069985	W	08/31/2016	HANNAH STONE 3857 ST. RT. 61 SOUTH	006029			500.00
069898	W	08/19/2016	HEINEMANN	005511	RECONCILED:08/31/2016		1,445.40
069936	W	08/26/2016	HEINEMANN	005511	RECONCILED:08/31/2016		5,395.50
069899	W	08/19/2016	HERFF JONES	005403	RECONCILED:08/31/2016		9,478.00
069864	W	08/16/2016	HOLLI OUSLEY	008500	RECONCILED:08/31/2016		1,250.00



Date: 09/07/2016  
Time: 3:20 pm

SHELBY CITY SCHOOLS  
SORT BY VENDOR NAME  
Summary of Monthly Checks  
CHECK DATES BETWEEN 08/01/2016 AND 08/31/2016  
WARRANT CHECKS

Page: 3  
(CHEKPY)

CHECK	TYPE	DATE	VENDOR	VENDOR	STATUS/DATE	BANK CODE	CHECK AMOUNT
069986	W	08/31/2016	HOLLY CAUDILL	005534			100.00
069900	W	08/19/2016	HOUGHTON MIFFLIN CO	000002	RECONCILED:08/31/2016		2,366.67
069833	W	08/12/2016	INFINISOURCE	004939	RECONCILED:08/31/2016		2,615.00
069901	W	08/19/2016	INTERSTATE BATTERY OF NORTH CENTRAL OHIO	880117	RECONCILED:08/31/2016		520.00
069902	W	08/19/2016	IXL LEARNING, INC.	001041			825.00
069937	W	08/26/2016	JASON C. DICK	005200			500.00
069987	W	08/31/2016	JOANN ESTEP	006238			14.58
069988	W	08/31/2016	JOHN MAGERS	006970			87.50
069989	W	08/31/2016	JULIAN & GRUBE, INC	001184			2,100.00
069783	W	07/29/2016	KAITLIN BOWMAN	001070	VOID: 08/08/2016		757.45
069811	W	08/08/2016	KAITLYN BOWERMAN	000943	RECONCILED:08/31/2016		757.45
069990	W	08/31/2016	KAITLYN EVANS	005335			500.00
069834	W	08/12/2016	KANE M. WAGNER	000427	RECONCILED:08/31/2016		1,500.00
069991	W	08/31/2016	KAREN STROUP	004278			17.28
069992	W	08/31/2016	KATE HLAD	880561			37.98
069993	W	08/31/2016	KELLY GREENWOOD	880560			89.99
069994	W	08/31/2016	KELLY KUHN	880080			74.04
069835	W	08/12/2016	KIMMEL CORP	007990	RECONCILED:08/31/2016		47.00
069995	W	08/31/2016	KUTA SOFTWARE LLC MICHAEL J. KUTA	000141			383.00
069904	W	08/19/2016	LAKESHORE LEARNING MATER	000242	RECONCILED:08/31/2016		1,615.59
069939	W	08/26/2016	LEARNING A-Z	880112			9,705.40
069940	W	08/26/2016	LEXINGTON HIGH SCHOOL ATHLETIC DEPARTMENT	007294	RECONCILED:08/31/2016		200.00
069941	W	08/26/2016	LIMA CENTRAL CATHOLIC HIGH ATHLETIC DEPARTMENT	000554			200.00
069996	W	08/31/2016	LISA BIHL	006624			99.86
069905	W	08/19/2016	LOGICALIS, INC.	005818	RECONCILED:08/31/2016		2,402.40
069836	W	08/12/2016	LOWE'S	004054	RECONCILED:08/31/2016		988.80
069837	W	08/12/2016	M T BUSINESS TECH	000572	RECONCILED:08/31/2016		46.17
069997	W	08/31/2016	M T BUSINESS TECH	000572			54.45
069998	W	08/31/2016	MABLE C. BROWN	003312			45.90
069942	W	08/26/2016	MADISON LOCAL BD OF EDUC	001429	RECONCILED:08/31/2016		150.00
069943	W	08/26/2016	MANSFIELD CITY SCHOOLS TREASURER	001416	RECONCILED:08/31/2016		150.00
069999	W	08/31/2016	MCGRAW-HILL COMPANIES	005962			1,530.07
069906	W	08/19/2016	MEALS PLUS	880585	RECONCILED:08/31/2016		475.00
069907	W	08/19/2016	MED CENTRAL/SHELBY WORKABLE	000386	RECONCILED:08/31/2016		136.00
069908	W	08/19/2016	MEDINA COUNTY SCHOOLS' EDUCATIONAL SERVICE CENTER	002092	RECONCILED:08/31/2016		60.00
069909	W	08/19/2016	METROPOLITAN EDUCATION TECHNOLOGY ASSOCIATION	000173	RECONCILED:08/31/2016		1,122.60
070000	W	08/31/2016	MICHELE MITCHELL	006122			100.00
069910	W	08/19/2016	MIDSTATE BLACKTOP	001840	RECONCILED:08/31/2016		173,900.00
069911	W	08/19/2016	MINDY ROWLANDS	000902	RECONCILED:08/31/2016		602.00
069838	W	08/12/2016	MOESC	007260	RECONCILED:08/31/2016		6,191.00
069944	W	08/26/2016	MOESC	007260	RECONCILED:08/31/2016		145.75
069839	W	08/12/2016	MT BUSINESS	002464	RECONCILED:08/31/2016		2,163.00
069840	W	08/12/2016	MUNICIPAL UTILITIES	000095	RECONCILED:08/31/2016		18,828.88

CHECK DATES BETWEEN 08/01/2016 AND 08/31/2016

WARRANT CHECKS

CHECK	TYPE	DATE	VENDOR	VENDOR	STATUS/DATE	BANK CODE	CHECK AMOUNT
069945	W	08/26/2016	NATHAN COFFEY	007094	RECONCILED:08/31/2016		11.34
069846	W	08/12/2016	NCOCC	002970	RECONCILED:08/31/2016		59,629.55
070001	W	08/31/2016	NCOESC	007350			200.00
069841	W	08/12/2016	NEWSWANGER MACHINE LEON NEWSWANGER	000530	RECONCILED:08/31/2016		51.97
069813	W	08/12/2016	NICKLES BAKERY	000144	RECONCILED:08/31/2016		173.88
069865	W	08/16/2016	NOAH J. JOHN	005823	RECONCILED:08/31/2016		750.00
069842	W	08/12/2016	NORTHERN OHIO LEAGUE DOUG HARTENSTEIN	000524			100.00
069946	W	08/26/2016	NORWALK HIGH SCHOOL	000705	RECONCILED:08/31/2016		200.00
069843	W	08/12/2016	OACAC	005974			20.00
069912	W	08/19/2016	OASBO	001167	RECONCILED:08/31/2016		737.00
069947	W	08/26/2016	OASSA	000178			525.00
069844	W	08/12/2016	OEDSA C/O NORTH CANTON CITY SCHOOLS	000996			200.00
069845	W	08/12/2016	OHIO FFA ASSOCIATION ATTN: JIM OGDEN	003492	RECONCILED:08/31/2016		180.00
069913	W	08/19/2016	OHIO SCHOOL BOARDS ASSOC	000050	RECONCILED:08/31/2016		150.00
069948	W	08/26/2016	ONTARIO HIGH SCHOOL ATHLETIC DEPARTMENT	007295			260.00
069914	W	08/19/2016	PEARSON LEARNING GROUP	000099	RECONCILED:08/31/2016		1,223.26
070002	W	08/31/2016	PEGGY VAN WAGNER	003289			8.58
069949	W	08/26/2016	PORT CLINTON BD. OF ED.	007502			200.00
069915	W	08/19/2016	PORTA-POT RENTAL SERVICES	002314	RECONCILED:08/31/2016		82.27
069966	W	08/29/2016	POSTMASTER	000043	RECONCILED:08/31/2016		2,279.56
069950	W	08/26/2016	PREMIER AGENDAS, INC	007709			1,129.80
070003	W	08/31/2016	PREMIER AGENDAS, INC	007709			1,843.75
070004	W	08/31/2016	QUILL CORPORATION	000163			243.69
070005	W	08/31/2016	RANDY PRY	005108			10.80
069951	W	08/26/2016	REALLY GOOD STUFF	006894	RECONCILED:08/31/2016		1,214.75
069847	W	08/12/2016	RUMPKE WASTE & RECYCLING	007683	RECONCILED:08/31/2016		480.00
069868	W	08/19/2016	S E R S	009022			10,590.71
069802	W	08/05/2016	S T R S	009023	RECONCILED:08/31/2016		19,593.33
069869	W	08/19/2016	S T R S	009023	RECONCILED:08/31/2016		19,929.04
069952	W	08/26/2016	SCHOLASTIC, INC.	007935			2,250.00
069916	W	08/19/2016	SCHOLASTIC, INC. TEACHER STORE CUSTOMER SERVICE	007888	RECONCILED:08/31/2016		232.65
069953	W	08/26/2016	SCHOOL SPECIALTY ORDER ENTRY	000027	RECONCILED:08/31/2016		1,265.12
069954	W	08/26/2016	SCHOOL TECH SUPPLY	005318			9,442.00
070006	W	08/31/2016	Scott Milliron	880175			15.12
069848	W	08/12/2016	SHELBY BUYERS GROUP ATTN: RANDY EISENHAUSER	006018	RECONCILED:08/31/2016		100.00
069955	W	08/26/2016	SHELBY CITY BD OF EDUC GENERAL FUND	004730	RECONCILED:08/31/2016		61.64
069871	W	08/19/2016	SHELBY CITY BD OF EDUC HEALTH LIABILITY FUND	009048	RECONCILED:08/31/2016		222,401.28
069804	W	08/05/2016	SHELBY CITY BD OF EDUCATION FICA/SOCIAL SECURITY	009075	RECONCILED:08/31/2016		150.76
069873	W	08/19/2016	SHELBY CITY BD OF EDUCATION	009075	RECONCILED:08/31/2016		168.64

Date: 09/07/2016  
Time: 3:20 pm

SHELBY CITY SCHOOLS  
SORT BY VENDOR NAME  
Summary of Monthly Checks  
CHECK DATES BETWEEN 08/01/2016 AND 08/31/2016  
WARRANT CHECKS

Page: 5  
(CHEKPY)

CHECK	TYPE	DATE	VENDOR	VENDOR	STATUS/DATE	BANK CODE	CHECK AMOUNT
069803	W	08/05/2016	FICA/SOCIAL SECURITY SHELBY CITY BD OF EDUCATION MEDICARE	009074	RECONCILED:08/31/2016		5,985.25
069872	W	08/19/2016	SHELBY CITY BD OF EDUCATION MEDICARE	009074	RECONCILED:08/31/2016		5,801.92
070007	W	08/31/2016	SHELBY CITY HEALTH DEPARTMENT	005477			730.00
069956	W	08/26/2016	SHELBY CITY SCHOOLS DIR OF TRANS	008009	RECONCILED:08/31/2016		575.05
069957	W	08/26/2016	SHELBY COUNTRY CLUB JIM MCBRIDE	000476			3,059.00
069917	W	08/19/2016	SHELBY HELPLINE	003622			150.00
069918	W	08/19/2016	SHELBY PARTS CO	000075	RECONCILED:08/31/2016		604.00
069849	W	08/12/2016	SHELBY ROTARY CLUB #3505	002565	RECONCILED:08/31/2016		250.00
069958	W	08/26/2016	SHERWIN-WILLIAMS CO	002428			1,065.00
069959	W	08/26/2016	SIESEL DISTRBUTING	880392	RECONCILED:08/31/2016		356.78
070008	W	08/31/2016	SKELTON'S INC	000230			34.84
069919	W	08/19/2016	SMETZ'S TIRE CENTER, INC	006173	RECONCILED:08/31/2016		949.80
069850	W	08/12/2016	SMITH DAIRY PRODUCTS CO	000146	RECONCILED:08/31/2016		959.34
069960	W	08/26/2016	SPA ASSOCIATES	003924			91.25
069851	W	08/12/2016	SPRINT	001162	RECONCILED:08/31/2016		8.42
070009	W	08/31/2016	STEPHANIE LONG	880363			96.90
069961	W	08/26/2016	STUDIES WEEKLY	007124	RECONCILED:08/31/2016		621.78
070010	W	08/31/2016	SUMMIT PRODUCTS	006641			379.55
069852	W	08/12/2016	SUNRISE COOPERATIVE INC.	005842	RECONCILED:08/31/2016		3,312.38
070011	W	08/31/2016	SUNRISE COOPERATIVE INC.	005842			1,398.29
069853	W	08/12/2016	SYDNEY STONE	005016	RECONCILED:08/31/2016		1,000.00
069866	W	08/16/2016	SYDNEY STONE	005016	RECONCILED:08/31/2016		1,000.00
069920	W	08/19/2016	TEACHER CREATED RESOURCES	003534	RECONCILED:08/31/2016		184.59
069962	W	08/26/2016	TIFFIN CALVERT	001901	RECONCILED:08/31/2016		275.00
069963	W	08/26/2016	TIFFIN COLUMBIAN ATHLETIC DEPT	007456			280.00
069854	W	08/12/2016	TIME WARNER CABLE	006863	RECONCILED:08/31/2016		77.77
070012	W	08/31/2016	TIME WARNER CABLE	006863			44.95
069855	W	08/12/2016	TRANSPORTATION ACCESSORI	000089	RECONCILED:08/31/2016		1,389.87
070014	W	08/31/2016	TREASURER, STATE OF OHIO DIV OF INDUSTRIAL COMPLIANCE	002247			426.00
069921	W	08/19/2016	TRUCK SALES & SERVICE.INC	000081	RECONCILED:08/31/2016		31.79
070013	W	08/31/2016	TSC ACCT#12601024	007497			1,845.73
070015	W	08/31/2016	U S BANK OFFICE EQUIPMENT FINANCE SERV.	880289			4,525.52
069964	W	08/26/2016	VAN BUREN HIGH SCHOOL ATHL. DEPT	880244			200.00
069874	W	08/19/2016	VISION SERVICES PLAN ATTN: FLORENCE F LEE	009083			2,627.53
070016	W	08/31/2016	VOCABULARY SPELLING CITY	007620			320.00
070017	W	08/31/2016	WAL-MART STORE #01-1539	003195			1,036.01
069965	W	08/26/2016	WILLARD ATHLETIC DEPARTMENT	000527			50.00
069922	W	08/19/2016	WILSON LANGUAGE TRAINING	000151	RECONCILED:08/31/2016		4,744.00
069856	W	08/12/2016	WISE CONTROLS , LTD.	000120	RECONCILED:08/31/2016		3,500.00
070018	W	08/31/2016	WISE CONTROLS , LTD.	000120			875.00

Date: 09/07/2016  
Time: 3:20 pm

SHELBY CITY SCHOOLS  
SORT BY VENDOR NAME  
Summary of Monthly Checks  
CHECK DATES BETWEEN 08/01/2016 AND 08/31/2016  
WARRANT CHECKS

Page: 6  
(CHEKPY)

CHECK	TYPE	DATE	VENDOR	VENDOR	STATUS/DATE	BANK CODE	CHECK AMOUNT
069857	W	08/12/2016	XTEK PARTNERS, INC.	007987	RECONCILED:08/31/2016		2,783.00
V VOIDED CHECKS			1	CHECK TOTALS			757.45
R RECONCILED CHECKS			127	CHECK TOTALS			745,459.59
W WARRANT CHECKS			206	CHECK TOTALS			839,567.25
M MEMO CHECKS			0	CHECK TOTALS			0.00
B REFUND CHECKS			0	CHECK TOTALS			0.00
I INVESTMENT CHECKS			0	CHECK TOTALS			0.00
T TRANSFER CHECKS			0	CHECK TOTALS			0.00
D DISTRIBUTION CHECKS			0	CHECK TOTALS			0.00
C PAYROLL CHECKS			0	CHECK TOTALS			0.00
MISSING CHECKS			0				
** TOTAL CHECKS (LESS VOIDED)			205	** TOTAL NET			838,809.80
*** TOTAL CHECKS WRITTEN			206	*** GRAND TOTALS			839,567.25