

SHELBY CITY SCHOOLS


March 2016

SUMMARY FINANCIAL STATEMENTS

CONTENTS:

Cash Reconciliation	1
Cash Balances	2
Comparison of Current Month Results to previous years.....	4
Treasurer's Discussion & Analysis.....	6

Revenue Summary (REVSUM)
Appropriation Summary (APPSUM)
Paid Checks (CHEKPY)



SHELBY CITY SCHOOLS
March 31, 2016

GROSS DEPOSITORY BALANCES:

Payroll Clearance Account	\$0.00
Civista Bank - Horner Account .05%	\$19,043.67
Richland Bank Operating - 0%	\$653,840.76

TOTAL DEPOSITORY BALANCES	\$672,884.43
----------------------------------	---------------------

ADJUSTMENTS TO BANK BALANCE:

Outstanding Checks	(\$87,174.69)
In Transit	\$0.00

TOTAL ADJUSTMENTS TO BANK BALANCE	(87,174.69)
--	--------------------

OPERATING INVESTMENTS:

STAROhio - Operating Account .4%	\$5,430,666.86
STARPlus - Operating Funds .35%	\$2,014,755.33
Scholarship CDs	\$101,000.00
Mechanics Bank CD .85%	\$245,000.00
Civista Bank CD .25%	\$1,708,000.00
General Fund CD; .3%	\$254,934.98

TOTAL OPERATING INVESTMENTS	\$9,754,357.17
------------------------------------	-----------------------

STAROhio - Bond Retirement Account .4%	\$725,615.79
STAROhio - Locally Funded Initiatives Account .4%	\$1,710,489.80

TOTAL PROJECT FUNDS ON HAND	\$2,436,105.59
------------------------------------	-----------------------

CASH ON HAND:

Petty Cash & Change	\$2,985.00
Athletic Checking	\$3,000.00

TOTAL CASH ON HAND	\$5,985.00
---------------------------	-------------------

TOTAL BANK BALANCE	\$12,782,157.50
---------------------------	------------------------

TOTAL BOOK BALANCE	\$12,782,157.50
---------------------------	------------------------

INTEREST EARNED:

	THIS MONTH	YEAR TO DATE
Civista/Richland/Mechanics Banks	\$ 229.55	\$ 2,884.19
STAROhio Operating Funds	\$ 1,879.94	\$ 7,667.65
STARPlus Operating Funds	\$ 633.02	\$ 3,781.37
STAROhio Project Funds	\$ 902.12	\$ 4,155.56

Total investment income FY16 to date:	\$ 18,488.77
Same period FY 15:	\$ 7,966.02
Same period FY 14:	\$ 6,530.79

SHELBY CITY SCHOOLS

March 31, 2016

FUND	CASH BALANCE	ENCUMBRANCES	UNENCUMBERED BALANCE
001 UNRESERVED GENERAL FUND	\$ 7,495,076.42	\$ 1,047,712.71	\$ 6,447,363.71
RESERVED GENERAL FUNDS			
001 9015-16 Textbook & Inst. Supply Set-Aside	\$ 106,583.62	\$ 37,960.77	\$ 68,622.85
001 9098 Bus Purchase	\$ 12,351.27	\$ 12,351.27	\$ -
001 9007 FEMA Transfer/ Set-Aside	\$ 223,449.15	\$ -	\$ 223,449.15
	<u>\$ 342,384.04</u>	<u>\$ 50,312.04</u>	<u>\$ 292,072.00</u>
PROJECT FUNDS			
002 High School Bond Retirement	\$ 726,503.16	\$ -	\$ 726,503.16
004 Locally Funded Initiatives (BAB)	\$ 1,710,489.80	\$ 2.23	\$ 1,710,487.57
034 Project Maintenance Fund	\$ 332,656.11	\$ 26,686.90	\$ 305,969.21
	<u>\$ 2,769,649.07</u>	<u>\$ 26,689.13</u>	<u>\$ 2,742,959.94</u>
SPECIAL REVENUE			
018 HS Principal's Fund	\$ 9,210.81	\$ 2,648.56	\$ 6,562.25
018 Auburn Principal's Fund	\$ 26,780.65	\$ 7,514.70	\$ 19,265.95
018 Middle School/Central Principal's Fund	\$ 79,204.58	\$ 29,408.42	\$ 49,796.16
018 Dowds Principal's Fund	\$ 7,178.30	\$ 3,720.61	\$ 3,457.69
019 Local Grants	\$ 25,653.62	\$ 4,138.91	\$ 21,514.71
022 Trust & Flower Funds	\$ 12,786.97	\$ 4,917.30	\$ 7,869.67
401 St. Mary Auxiliary	\$ 36,258.28	\$ 16,258.57	\$ 19,997.71
401 Sacred Heart Auxiliary	\$ 50,273.43	\$ 28,530.11	\$ 21,743.32
TOTAL SPECIAL REVENUE	<u>\$ 247,344.64</u>	<u>\$ 97,137.18</u>	<u>\$ 150,207.46</u>
STATE GRANTS			
451 OneNet Ohio	\$ 7,200.00	\$ -	\$ 7,200.00
TOTAL STATE GRANTS	<u>\$ 7,200.00</u>	<u>\$ -</u>	<u>\$ 7,200.00</u>
FEDERAL GRANTS			
506 Race to the Top	\$ -	\$ -	\$ -
516 IDEA B	\$ 16,779.24	\$ 11,904.03	\$ 4,875.21
572 Title I Targeted Assistance	\$ 5,769.00	\$ 9,473.00	\$ (3,704.00)
590 Title II A Improving Teacher Quality	\$ 556.50	\$ 91.95	\$ 464.55
TOTAL FEDERAL GRANTS	<u>\$ 23,104.74</u>	<u>\$ 21,468.98</u>	<u>\$ 1,635.76</u>
CAPITAL PROJECTS			
003 'Old' PI	\$ 87,884.96	\$ 49,007.21	\$ 38,877.75
003 August 2010 PI	\$ 150,004.92	\$ 22,969.25	\$ 127,035.67
003 Permanent Improvement	<u>\$ 237,889.88</u>	<u>\$ 71,976.46</u>	<u>\$ 165,913.42</u>
ACTIVITY FUNDS			
300 Athletic Fund	\$ 45,070.29	\$ 32,780.97	\$ 12,289.32
300 Tournament Account	\$ 428.36	\$ -	\$ 428.36
300 Sr. High Arts Fund	\$ 1,077.20	\$ -	\$ 1,077.20
TOTAL ACTIVITY FUNDS	<u>\$ 46,575.85</u>	<u>\$ 32,780.97</u>	<u>\$ 13,794.88</u>
ENTERPRISE			
006 Cafeteria	<u>\$ 129,760.33</u>	<u>\$ 147,685.80</u>	<u>\$ (17,925.47)</u>
TRUST FUNDS			
007 Scholarship & Memorial Funds	\$ 286,641.06	\$ 1,024.90	\$ 285,616.16
008 Endowment & Scholarship Funds	\$ 272,121.14	\$ -	\$ 272,121.14
TOTAL TRUST FUNDS	<u>\$ 558,762.20</u>	<u>\$ 1,024.90</u>	<u>\$ 557,737.30</u>
CONSUMMABLE FEES			
009 Classroom Supplies & Workbooks, Sr. High	\$ 1,433.14	\$ 250.00	\$ 1,183.14
009 Classroom Supplies - Central/Middle School	\$ 30,110.12	\$ 2,422.61	\$ 27,687.51
009 Classroom Supplies - Auburn	\$ 14,057.66	\$ 355.67	\$ 13,701.99

SHELBY CITY SCHOOLS

March 31, 2016

FUND	CASH BALANCE	ENCUMBRANCES	UNENCUMBERED BALANCE
009 Classroom Supplies - Dowds	\$ 6,490.86	\$ 1,497.76	\$ 4,993.10
TOTAL CONSUMMABLE FEES	\$ 52,091.78	\$ 4,526.04	\$ 47,565.74
ROTARY FUNDS			
014 Internal Service	\$ 511.04	\$ -	\$ 511.04
TOTAL ROTARY FUNDS	\$ 511.04	\$ -	\$ 511.04
024 EMPLOYEE HEALTH LIABILITY	\$ 741,492.79	\$ 470.00	\$ 741,022.79
TRUST AND AGENCY			
200 Post Prom Activity Fund	\$ 1,756.73	\$ 944.09	\$ 812.64
200 Mad Dog Gym	\$ 736.86	\$ -	\$ 736.86
201 Class of 2016	\$ 2,149.78	\$ 375.00	\$ 1,774.78
200 Middle School Athletics	\$ 93.19	\$ -	\$ 93.19
200 Whippet Theatre	\$ 7,660.53	\$ 1,438.55	\$ 6,221.98
200 FFA	\$ 60,271.26	\$ 22,442.15	\$ 37,829.11
200 International Club	\$ 592.23	\$ -	\$ 592.23
200 Key Club	\$ 1,175.36	\$ -	\$ 1,175.36
200 Middle & High School Student Council	\$ 10,243.07	\$ 647.60	\$ 9,595.47
200 Publications	\$ 22,224.05	\$ 23,794.20	\$ (1,570.15)
200 Whippet News	\$ 415.56	\$ -	\$ 415.56
200 Destination Stardom	\$ 7,442.63	\$ 446.89	\$ 6,995.74
200 Middle School Yearbook	\$ 1,270.76	\$ -	\$ 1,270.76
200 OWA/OWE High School	\$ 955.75	\$ -	\$ 955.75
200 Guidance	\$ 1,279.21	\$ 728.96	\$ 550.25
200 Class of 2013	\$ 1,963.99	\$ -	\$ 1,963.99
200 Class of 2014	\$ 1,062.10	\$ -	\$ 1,062.10
200 Class of 2015	\$ 824.79	\$ -	\$ 824.79
200 Middle School Library	\$ 2,632.84	\$ -	\$ 2,632.84
200 Class of 2017	\$ 2,776.38	\$ 2,353.77	\$ 422.61
200 Class of 2018	\$ 1,020.00	\$ -	\$ 1,020.00
200 Class of 2019	\$ 445.00	\$ -	\$ 445.00
200 Junior Statesmen	\$ 1,322.65	\$ -	\$ 1,322.65
TOTAL TRUST AND AGENCY	\$ 130,314.72	\$ 53,171.21	\$ 77,143.51
TOTAL CASH	\$ 12,782,157.50	\$ 1,554,955.42	\$ 11,227,202.08

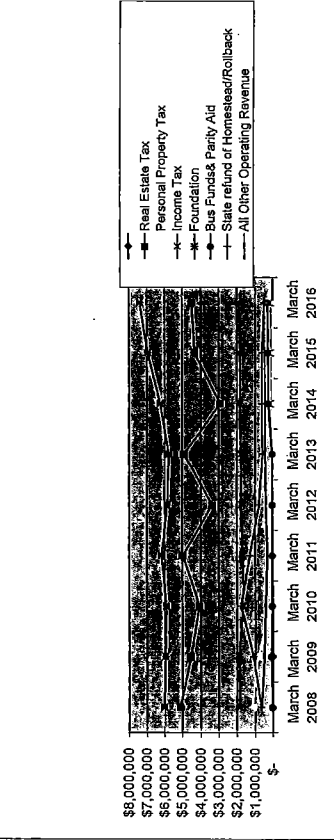
SHELBY CITY SCHOOLS
Actual results compared to Forecast (SM-2)
General Fund Fiscal Year 2016

	March 2016			FY 2016		
	Actual	Forecast	Variance	Actual	Forecast	Variance
REVENUES						
1.010 Real Estate Tax	\$ 1,502,505	\$ 1,835,801	\$ (333,296)	\$ 4,509,954	\$ 4,422,000	\$ 87,954
1.020 Personal Property Tax	\$ -	\$ -	\$ -	\$ -	\$ -	\$ -
1.030 Income Tax	\$ -	\$ -	\$ -	\$ 1,909,801	\$ 1,951,874	\$ (42,073)
1.035 Foundation	\$ 831,763	\$ 800,000	\$ 31,763	\$ 7,403,198	\$ 7,302,296	\$ 100,902
1.040 Bus Funds& Parity Aid	\$ 51,275	\$ 29,000	\$ 22,275	\$ 287,400	\$ 260,565	\$ 26,835
1.045 Restricted Grants-in Aid SFSF	\$ -	\$ -	\$ -	\$ -	\$ -	\$ -
1.050 State refund of Homestead/Rollback	\$ -	\$ -	\$ -	\$ 481,840	\$ 490,000	\$ (8,160)
1.060 All Other Operating Revenue	\$ 62,717	\$ 90,000	\$ (27,283)	\$ 473,728	\$ 473,371	\$ 357
Subtotal Operating Revenue	\$ 2,448,260	\$ 2,754,801	\$ (306,541)	\$ 15,065,921	\$ 14,900,106	\$ 165,815
2.050 Advances in	\$ -	\$ -	\$ -	\$ -	\$ -	\$ -
2.060 Other Non Operating Revenue	\$ 23,864	\$ 13,000	\$ 10,864	\$ 48,237	\$ 101,000	\$ (52,763)
Subtotal Non-operating Revenue	\$ 23,864	\$ 13,000	\$ 10,864	\$ 48,237	\$ 101,000	\$ (52,763)
TOTAL REVENUE	\$ 2,472,124	\$ 2,767,801	\$ (295,677)	\$ 15,114,158	\$ 15,001,106	\$ 113,052
						0.75%
EXPENDITURES						
3.010 Personal Services	\$ 771,824	\$ 758,000	\$ 13,824	\$ 6,917,190	\$ 6,849,058	\$ 68,132
3.020 Employee Benefits	\$ 396,955	\$ 386,402	\$ 10,553	\$ 3,411,167	\$ 3,365,829	\$ 45,338
3.030 Purchased Services	\$ 213,091	\$ 260,000	\$ (46,909)	\$ 1,950,263	\$ 2,049,543	\$ (99,280)
3.040 Supplies and Materials	\$ 57,097	\$ 75,000	\$ (17,903)	\$ 548,058	\$ 600,864	\$ (52,806)
3.050 Capital Outlay	\$ -	\$ 5,000	\$ (5,000)	\$ 4,405	\$ 34,405	\$ (30,000)
Debt Service:	\$ -	\$ -	\$ -	\$ -	\$ -	\$ -
4.300 Other objects	\$ 30,973	\$ 47,000	\$ (16,027)	\$ 394,676	\$ 489,867	\$ (95,191)
Subtotal Operating Expenditures	\$ 1,469,940	\$ 1,531,402	\$ (61,462)	\$ 13,225,759	\$ 13,389,566	\$ (163,807)
5.010 Transfers-out	\$ -	\$ -	\$ -	\$ -	\$ -	\$ -
5.020 Advances - out	\$ -	\$ -	\$ -	\$ -	\$ -	\$ -
Subtotal Non-operating Expenditures	\$ -	\$ -	\$ -	\$ -	\$ -	\$ -
TOTAL EXPENDITURES	\$ 1,469,940	\$ 1,531,402	\$ (61,462)	\$ 13,225,759	\$ 13,389,566	\$ (163,807)
						-1.22%
6.010 TOTAL REVENUES OVER/(UNDER) EXP.	\$ 1,002,184	\$ 1,236,399	\$ (234,215)	\$ 1,888,399	\$ 1,611,540	\$ 276,859
7.010 Beginning Cash Balance	\$ 6,835,277	\$ 6,510,203	\$ 325,074	\$ 5,949,062	\$ 5,949,062	\$ -
7.020 Ending Cash Balance	\$ 7,837,461	\$ 7,746,602	\$ 90,859	\$ 7,837,461	\$ 7,560,602	\$ 276,859
8.010 Outstanding Encumbrances	\$ 1,098,025	\$ -	\$ 1,098,025	\$ 1,098,025	\$ -	\$ 1,098,025

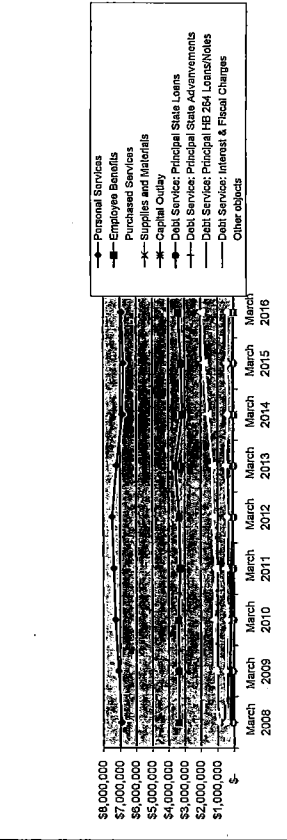
Days operating cash in General Fund on March 31st: **154**
 Benchmark: **90**

SHELBY CITY SCHOOLS
February 2016

Revenue Comparisons
Current and Previous Fiscal Years



Expense Comparisons
Current and Previous Fiscal Years



	March 2008	March 2009	March 2010	March 2011	March 2012	March 2013	March 2014	March 2015	March 2016
	Actual	Actual	Actual	Actual	Actual	Actual	Actual	Actual	Actual
REVENUES									
1.010 Real Estate Tax	\$ 5,093,305	\$ 4,550,433	\$ 4,091,971	\$ 4,981,759	\$ 3,960,683	\$ 4,923,232	\$ 2,902,958	\$ 4,354,124	\$ 4,509,954
1.020 Personal Property Tax	\$ 1,763,361	\$ 1,889,232	\$ 1,676,701	\$ 1,704,675	\$ 1,753,811	\$ 1,792,522	\$ 1,858,659	\$ 1,850,170	\$ 1,908,801
1.030 Income Tax	\$ 6,013,032	\$ 5,934,853	\$ 5,897,981	\$ 6,160,675	\$ 5,844,064	\$ 5,751,767	\$ 6,245,448	\$ 6,935,387	\$ 7,403,189
1.035 Foundation	\$ 32,349	\$ 77,022	\$ 35,015	\$ 31,869	\$ 31,869	\$ 31,869	\$ 248,468	\$ 269,518	\$ 287,400
1.040 Bus Funds & Parity Aid	\$ 653,903	\$ 1,117,925	\$ 1,769,354	\$ 1,309,347	\$ 765,770	\$ 569,672	\$ 620,594	\$ 602,803	\$ 481,640
1.050 State refund of Homestead/Rollback	\$ 53,463	\$ 47,862	\$ 397,959	\$ 297,917	\$ 385,748	\$ 428,737	\$ 426,278	\$ 467,337	\$ 473,728
Subtotal Operating Revenue	\$ 15,467,966	\$ 14,863,767	\$ 13,885,283	\$ 14,307,428	\$ 12,162,215	\$ 13,487,799	\$ 12,302,393	\$ 14,499,339	\$ 15,065,921
2.050 Advances In	\$ 10,000	\$ 73,199	\$ 85,920	\$ -	\$ -	\$ -	\$ -	\$ -	\$ -
2.060 Other Non-Operating Revenue	\$ 1,033,737	\$ 109,035	\$ 39,961	\$ 23,519	\$ 65,721	\$ 92,400	\$ 110,349	\$ 157,235	\$ 46,237
Subtotal Non-Operating Revenue	\$ 1,113,737	\$ 182,234	\$ 139,881	\$ 23,519	\$ 65,721	\$ 92,400	\$ 110,349	\$ 157,235	\$ 46,237
TOTAL REVENUE	\$ 16,881,703	\$ 15,046,001	\$ 14,025,164	\$ 14,530,947	\$ 12,227,936	\$ 13,580,199	\$ 12,412,742	\$ 14,656,574	\$ 15,112,158
EXPENDITURES									
3.010 Personnel Services	\$ 6,800,903	\$ 7,094,270	\$ 7,294,447	\$ 7,363,980	\$ 7,458,434	\$ 7,188,890	\$ 6,862,316	\$ 6,807,871	\$ 6,917,180
3.020 Employee Benefits	\$ 3,389,977	\$ 3,373,460	\$ 3,393,984	\$ 3,271,990	\$ 3,333,585	\$ 3,589,686	\$ 3,132,172	\$ 3,243,098	\$ 3,411,167
3.030 Purchased Services	\$ 698,213	\$ 1,170,251	\$ 1,240,713	\$ 1,147,988	\$ 1,269,680	\$ 1,317,928	\$ 1,589,306	\$ 1,795,534	\$ 1,950,263
3.040 Supplies and Materials	\$ 250,615	\$ 460,379	\$ 420,412	\$ 381,413	\$ 368,557	\$ 381,122	\$ 472,106	\$ 459,537	\$ 548,058
3.050 Capital Outlay	\$ 611,945	\$ 294,924	\$ 158,033	\$ 61,590	\$ 79,456	\$ 36,286	\$ 8,680	\$ 95,011	\$ 4,405
Debt Service: Principal State Loans	\$ 58,941	\$ -	\$ -	\$ -	\$ -	\$ -	\$ -	\$ -	\$ -
Debt Service: Principal State Advances	\$ -	\$ -	\$ -	\$ -	\$ -	\$ -	\$ -	\$ -	\$ -
Debt Service: Principal RP 204 Loans/Notes	\$ 168,000	\$ 205,900	\$ 210,000	\$ 220,000	\$ 220,000	\$ 220,000	\$ 220,000	\$ 220,000	\$ 220,000
Debt Service: Interest & Fiscal Charges	\$ 467,282	\$ 215,469	\$ 215,469	\$ 215,469	\$ 215,469	\$ 215,469	\$ 215,469	\$ 215,469	\$ 215,469
4.300 Other objects	\$ 467,282	\$ 525,466	\$ 413,900	\$ 533,326	\$ 417,524	\$ 464,502	\$ 397,500	\$ 455,725	\$ 384,676
Subtotal Operating Expenditures	\$ 12,895,964	\$ 13,229,660	\$ 13,130,351	\$ 12,933,117	\$ 12,962,601	\$ 13,011,082	\$ 12,462,100	\$ 12,866,777	\$ 13,225,759
5.010 Advances-out	\$ -	\$ -	\$ -	\$ -	\$ -	\$ -	\$ -	\$ -	\$ -
5.020 Non-operating Expenditures	\$ -	\$ -	\$ -	\$ -	\$ -	\$ -	\$ -	\$ -	\$ -
TOTAL EXPENDITURES	\$ 12,895,964	\$ 13,229,660	\$ 13,130,351	\$ 12,933,117	\$ 12,962,601	\$ 13,011,082	\$ 12,462,100	\$ 12,866,777	\$ 13,225,759
6.010 TOTAL REVENUES OVER(UNDER) E	\$ 3,684,739	\$ 1,835,141	\$ 894,813	\$ 1,597,830	\$ (734,665)	\$ 579,107	\$ (49,358)	\$ 1,799,797	\$ 1,888,399
7.010 Beginning Cash Balance	\$ 784,964	\$ 3,004,052	\$ 3,836,955	\$ 4,450,467	\$ 4,881,089	\$ 4,385,884	\$ 3,619,261	\$ 4,499,629	\$ 5,949,062
7.020 Ending Cash Balance	\$ 4,687,763	\$ 4,838,183	\$ 4,831,788	\$ 6,048,297	\$ 4,146,424	\$ 4,965,001	\$ 3,569,903	\$ 6,299,426	\$ 7,837,461
8.010 Outstanding Encumbrances	\$ 780,107	\$ 739,102	\$ 467,906	\$ 845,863	\$ 680,594	\$ 553,517	\$ 703,056	\$ 835,585	\$ 1,096,025

**SHELBY CITY SCHOOLS
TREASURER'S DISCUSSION & ANALYSIS
March 2016 / April 18, 2016 Board Meeting**

3.2 March Financial Reports

Cash Reconciliation:

The district's cash balance at the end of March was \$12,782,157, this compares with a cash balance of \$12,614,698 one year ago. The General Fund ending balance was \$ 7,837,461 equal to 5.14 months general fund operating expenses as estimated on our current forecast. This amount is well over our threshold of 3.0 months operating expenses. At this time last year the balance was \$6,229,441 equal to 4.23 months. Two years ago at the end of March the ratio was 3.32. March ending balances and ratios tend to fluctuate depending upon whether/how much of the spring real estate tax payment has been received. This year, although the full payment wasn't in we had received more real estate tax money by March 31st than last year by \$155,830. In early April we received the final payment on real estate tax. For the year we received \$5,102,216; that's \$105,216 over our original forecast estimate of \$4,997,000 to date.

Cash Balances;

All funds are in the black. The federal grant programs administered by ODE continue to grow more stringent in their requirements for cash draws. That means that our unencumbered balances will often be negative on those (500 level) funds. Money is available to cover the expenditures from each grant.

Actual Results Compared to Forecast

At the end of March the General Fund was \$276,859 ahead of our forecast. Revenue was \$113,052 over the estimate. Most of this was in real estate tax as noted above and from mid year adjustments to the foundation. Expenses were \$163,807 less than the forecast with the variance pretty evenly distributed.

The year to year comparison on the last page of the statements gives a picture of our finances at this point in the current year and each of the past five years. Operating revenue while better than that of the last five years is somewhat exaggerated due to real estate tax receipts. Operating Expenses are about \$400,000 higher than they were at this point last year, but lower than in any of the six years prior to that.

Overall close to our original forecast. We'll likely see our variance change next month as we add in our final real estate tax receipts and the last payment on income tax for the year. We're required to update the forecast each May and we'll factor those items and others into the revision presented at the May meeting.

Agenda Items

Personnel

- 6.1-3 The financial effect of these resignations will not be clear until replacements are hired for next school year. Nicole Strom will fill in for Anne Bender for the remainder of this school year at an hourly rate that is \$9.57 less than that paid to Anne.
- 6.4 The adjustment in Anne Turley's hours allows for eligibility for the longevity payment to teachers approved in the current contract.
- 6.5 Christian Watson will replace Mike Grady as Assistant Director of Instrumental Music.
- 6.10 Summer help is similar to last year, we've increased the mid range rate from \$8.60/hr to \$9.00/hr. The Building & Grounds Coordinator has recommended this as a fair rate for the work required and also to remain competitive in the market for labor.

Date: 04/06/16
Time: 3:12 pm

SHELBY CITY SCHOOLS
Revenue Account Summary
SORTED BY FUND
Board Report on Revenue March 2016

Page: 1
(REVSUM)

	FYTD Receivable	FYTD Actual Receipts	MTD Actual Receipts	YTD Actual Receipts	FYTD Balance Receivable	FYTD Percent Received
*****TOTAL FOR FUND 001 (GENERAL):	19,439,000.00	15,114,156.26	2,472,124.30	5,712,812.98	4,324,843.74	77.75
*****TOTAL FOR FUND 002 (BOND RETIREMENT):	931,000.00	636,026.56	140,950.27	222,911.15	294,973.44	68.32
*****TOTAL FOR FUND 003 (PERMANENT IMPROVEMENT):	368,000.00	275,268.94	70,448.12	98,865.00	92,731.06	74.80
*****TOTAL FOR FUND 004 (BUILDING):	1,274,455.00	1,257,473.17	648.85	1,671.16	16,981.83	98.67
*****TOTAL FOR FUND 006 (FOOD SERVICE):	911,990.00	703,261.79	99,645.66	284,272.86	208,728.21	77.11
*****TOTAL FOR FUND 007 (SPECIAL TRUST):	8,200.00	10,230.32	79.99	215.55	2,030.32-	124.76
*****TOTAL FOR FUND 008 (ENDOWMENT):	1,189.00	967.31	260.36	370.78	221.69	81.35
*****TOTAL FOR FUND 009 (UNIFORM SCHOOL SUPPLIES):	37,400.00	44,130.05	761.50	2,160.50	6,730.05-	117.99
*****TOTAL FOR FUND 010 (CLASSROOM FACILITIES):	1,217,346.00-	1,217,483.78-	0.00	0.00	137.78	100.01
*****TOTAL FOR FUND 014 (ROTARY-INTERNAL SERVICES):	0.00	0.00	0.00	0.00	0.00	0.00

Date: 04/06/16
Time: 3:12 pm

SHELBY CITY SCHOOLS
Revenue Account Summary
SORTED BY FUND
Board Report on Revenue March 2016

Page: 2
(REVSUM)

	FYTD Receivable	FYTD Actual Receipts	MTD Actual Receipts	YTD Actual Receipts	FYTD Balance Receivable	FYTD Percent Received
*****TOTAL FOR FUND 018 (PUBLIC SCHOOL SUPPORT):	167,500.00	131,102.06	15,028.91	39,474.71	36,397.94	78.27
*****TOTAL FOR FUND 019 (OTHER GRANT):	11,980.00	6,250.00	0.00	2,500.00	5,730.00	52.17
*****TOTAL FOR FUND 022 (DISTRICT AGENCY):	10,000.00	26,852.20	1,761.20	25,360.20	16,852.20-	268.52
*****TOTAL FOR FUND 024 (EMPLOYEE BENEFITS SELF INS.):	2,850,900.00	1,948,614.43	258,178.80	514,281.23	902,285.57	68.35
*****TOTAL FOR FUND 034 (CLASSROOM FACILITIES MAINT.):	141,375.00	108,701.00	26,278.38	54,350.50	32,674.00	76.89
*****TOTAL FOR FUND 200 (STUDENT MANAGED ACTIVITY):	198,071.56	158,814.18	5,260.00	52,589.98	39,257.38	80.18
*****TOTAL FOR FUND 300 (DISTRICT MANAGED ACTIVITY):	140,600.00	124,009.55	6,688.63	39,226.60	16,590.45	88.20
*****TOTAL FOR FUND 401 (AUXILIARY SERVICES):	129,978.00	147,009.89	4,005.28	87,010.83	17,031.89-	113.10
*****TOTAL FOR FUND 432 (MANAGEMENT INFORMATION SYSTEM):	0.00	0.00	0.00	0.00	0.00	0.00
*****TOTAL FOR FUND 447:	0.00	0.00	0.00	0.00	0.00	0.00

Date: 04/06/16
Time: 3:12 pm

SHELBY CITY SCHOOLS
Revenue Account Summary
SORTED BY FUND
Board Report on Revenue March 2016

Page: 3
(REVSUM)

	FYTD Receivable	FYTD Actual Receipts	MTD Actual Receipts	YTD Actual Receipts	FYTD Balance Receivable	FYTD Percent Received
*****TOTAL FOR FUND 450 (SCHOOLNET EQUIP/INFRASTRUCTURE):	0.00	0.00	0.00	0.00	0.00	0.00
*****TOTAL FOR FUND 451 (DATA COMMUNICATION FUND):	3,600.00	7,200.00	3,600.00	3,600.00	3,600.00-	200.00
*****TOTAL FOR FUND 452 (SCHOOLNET PROFESS. DEVELOPMENT):	0.00	0.00	0.00	0.00	0.00	0.00
*****TOTAL FOR FUND 458:	0.00	0.00	0.00	0.00	0.00	0.00
*****TOTAL FOR FUND 459 (OHIO READS):	0.00	0.00	0.00	0.00	0.00	0.00
*****TOTAL FOR FUND 460 (SUMMER INTERVENTION):	0.00	0.00	0.00	0.00	0.00	0.00
*****TOTAL FOR FUND 494:	0.00	0.00	0.00	0.00	0.00	0.00
*****TOTAL FOR FUND 499 (MISCELLANEOUS STATE GRANT FUND):	0.00	0.00	0.00	0.00	0.00	0.00
*****TOTAL FOR FUND 504:	0.00	0.00	0.00	0.00	0.00	0.00
*****TOTAL FOR FUND 506 (RACE TO THE TOP):	0.00	0.00	0.00	0.00	0.00	0.00

Date: 04/06/16
Time: 3:12 pm

SHELBY CITY SCHOOLS
Revenue Account Summary
SORTED BY FUND
Board Report on Revenue March 2016

Page: 4
(REVSUM)

	FYTD Receivable	FYTD Actual Receipts	MTD Actual Receipts	YTD Actual Receipts	FYTD Balance Receivable	FYTD Percent Received
*****TOTAL FOR FUND 516 (IDEA PART B GRANTS):	477,890.00	314,448.89	40,395.45	148,522.19	163,441.11	65.80
*****TOTAL FOR FUND 532:	0.00	0.00	0.00	0.00	0.00	0.00
*****TOTAL FOR FUND 533 (TITLE II D - TECHNOLOGY):	0.00	0.00	0.00	0.00	0.00	0.00
*****TOTAL FOR FUND 572 (TITLE I DISADVANTAGED CHILDREN):	606,189.00	418,991.61	42,171.11	187,875.37	187,197.39	69.12
*****TOTAL FOR FUND 573 (TITLE V INNOVATIVE EDUC PGM):	0.00	0.00	0.00	0.00	0.00	0.00
*****TOTAL FOR FUND 584 (DRUG FREE SCHOOL GRANT FUND):	0.00	0.00	0.00	0.00	0.00	0.00
*****TOTAL FOR FUND 590 (IMPROVING TEACHER QUALITY):	85,562.00	70,239.60	6,103.97	28,167.35	15,322.40	82.09
*****TOTAL FOR FUND 599 (MISCELLANEOUS FED. GRANT FUND):	0.00	0.00	0.00	0.00	0.00	0.00
*****GRAND TOTALS:	26,577,533.56	20,286,264.03	3,194,390.78	7,506,238.94	6,291,269.53	76.33

SHELBY CITY SCHOOLS
 Appropriation Account Summary
 SORTED BY FUND

FYTD Appropriated	Prior FY Carryover Encumbrances	FYTD Expendable	FYTD Actual Expenditures	MTD Actual Expenditures	Current + Future Encumbrances	FYTD Remaining Balance	FYTD Percent Exp/Enc
*****TOTAL FOR FUND 001 (GENERAL):							
18,663,157.00	68,843.40	18,732,000.40	13,225,758.00	1,469,938.98	1,098,024.75	4,408,217.65	76.47
*****TOTAL FOR FUND 002 (BOND RETIREMENT):							
892,958.00	0.00	892,958.00	577,134.04	0.00	0.00	315,823.96	64.63
*****TOTAL FOR FUND 003 (PERMANENT IMPROVEMENT):							
409,461.00	180,199.44	589,660.44	452,622.60	7,485.69	71,976.46	65,061.38	88.97
*****TOTAL FOR FUND 004 (BUILDING):							
129,122.00	1,002.23	130,124.23	1,256.14	0.00	2.23	128,865.86	0.97
*****TOTAL FOR FUND 006 (FOOD SERVICE):							
894,930.00	1,379.64	896,309.64	670,951.31	81,957.83	147,685.80	77,672.53	91.33
*****TOTAL FOR FUND 007 (SPECIAL TRUST):							
18,168.00	0.00	18,168.00	16,386.57	1,153.30	1,024.90	756.53	95.84
*****TOTAL FOR FUND 008 (ENDOWMENT):							
7,509.00	0.00	7,509.00	4,500.00	0.00	0.00	3,009.00	59.93
*****TOTAL FOR FUND 009 (UNIFORM SCHOOL SUPPLIES):							
45,362.34	5,132.96	50,495.30	44,261.01	466.34	4,526.04	1,708.25	96.62
*****TOTAL FOR FUND 010 (CLASSROOM FACILITIES):							
1,274,280.00	132.58	1,274,412.58	1,274,279.89	0.00	0.00	132.69	99.99
*****TOTAL FOR FUND 018 (PUBLIC SCHOOL SUPPORT):							
160,142.50	7,572.97	167,715.47	119,041.83	27,347.73	43,292.29	5,381.35	96.79

SHELBY CITY SCHOOLS
 Appropriation Account Summary
 SORTED BY FUND

FYTD Appropriated	Prior FY Carryover Encumbrances	FYTD Expendable	FYTD Actual Expenditures	MTD Actual Expenditures	Current + Future Encumbrances	FYTD Remaining Balance	FYTD Percent Exp/Enc
*****TOTAL FOR FUND 019 (OTHER GRANT):							
33,630.64	1,456.00	35,086.64	8,163.83	1,855.13	4,138.91	22,783.90	35.06
*****TOTAL FOR FUND 022 (DISTRICT AGENCY):							
14,269.00	857.41	15,126.41	19,479.09	17,192.85	4,917.30	9,269.98-	161.28
*****TOTAL FOR FUND 024 (EMPLOYEE BENEFITS SELF INS.):							
3,002,700.00	0.00	3,002,700.00	1,950,113.98	257,974.79	470.00	1,052,116.02	64.96
*****TOTAL FOR FUND 034 (CLASSROOM FACILITIES MAINT.):							
110,000.00	3,475.15	113,475.15	64,895.81	26,978.61	26,686.90	21,892.44	80.71
*****TOTAL FOR FUND 200 (STUDENT MANAGED ACTIVITY):							
210,471.36	30,477.57	240,948.93	168,199.13	12,363.37	53,171.21	19,578.59	91.87
*****TOTAL FOR FUND 300 (DISTRICT MANAGED ACTIVITY):							
131,770.00	11,757.76	143,527.76	115,744.54	11,662.31	32,780.97	4,997.75-	103.48
*****TOTAL FOR FUND 401 (AUXILIARY SERVICES):							
128,564.00	10,146.95	138,710.95	80,548.66	10,059.03	44,752.68	13,409.61	90.33
*****TOTAL FOR FUND 451 (DATA COMMUNICATION FUND):							
10,184.00	0.00	10,184.00	6,584.00	0.00	0.00	3,600.00	64.65
*****TOTAL FOR FUND 506 (RACE TO THE TOP):							
73.58-	1,027.50	953.92	954.22	0.60	0.00	0.30-	100.03
*****TOTAL FOR FUND 516 (IDEA PART B GRANTS):							
457,432.05	4,760.00	462,192.05	322,570.25	36,927.28	11,904.03	127,717.77	72.37

Date: 04/06/16
Time: 2:44 pm

SHELBY CITY SCHOOLS
Appropriation Account Summary
SORTED BY FUND

Page: 3
(APPSUM)

FYTD Appropriated	Prior FY Carryover Encumbrances	FYTD Expendable	FYTD Actual Expenditures	MTD Actual Expenditures	Current + Future Encumbrances	FYTD Remaining Balance	FYTD Percent Exp/Enc
*****TOTAL FOR FUND 572 (TITLE I DISADVANTAGED CHILDREN):							
600,030.16	2,174.00	602,204.16	421,734.04	39,765.31	9,473.00	170,997.12	71.60
*****TOTAL FOR FUND 590 (IMPROVING TEACHER QUALITY):							
83,601.99	1,549.16	85,151.15	70,013.98	6,847.47	91.95	15,045.22	82.33
*****GRAND TOTALS:							
27,277,669.46	331,944.72	27,609,614.18	19,615,192.92	2,009,976.62	1,554,919.42	6,439,501.84	76.68

CHECK	TYPE	DATE	VENDOR	VENDOR	STATUS/DATE	BANK CODE	CHECK AMOUNT
069069	W	03/31/2016	ABLE ACADEMIC AND BEHAVIORAL LEARNING ENRICHMENT	006858			500.00
068312	W	11/20/2015	ADAM GALLEY	004815	VOID: 03/11/2016		72.91
068950	W	03/11/2016	ADAM GALLEY	004815	RECONCILED:03/31/2016		72.91
068966	W	03/18/2016	ALLYN SCHNEILLINGER	005567	RECONCILED:03/31/2016		80.00
069070	W	03/31/2016	ALLYN SCHNEILLINGER	005567			110.00
068906	W	03/09/2016	ALTA FLORIST	880294	RECONCILED:03/31/2016		49.95
069022	W	03/24/2016	AMANDA ZUCKER	005817			41.99
068967	W	03/18/2016	AMERICAN SCHOOL INDEPENDENT STUDY DIVISION	007854	RECONCILED:03/31/2016		360.00
068957	W	03/21/2016	AMERICAN UNITED LIFE INS. CO TERM BEN	000805	RECONCILED:03/31/2016		1,619.20
069021	W	03/24/2016	AMERICAN UNITED LIFE INS. CO TERM BEN	000805	RECONCILED:03/31/2016		331.50
069023	W	03/24/2016	ANDERSON COACH & TRAVEL ATTN: ESTHER ADAMS	880015	RECONCILED:03/31/2016		25,493.83
068485	W	12/18/2015	ANNE FINN	000835	VOID: 03/22/2016		126.50
068907	W	03/09/2016	ANNE FINN	000835	RECONCILED:03/31/2016		75.33
069024	W	03/24/2016	ANNE FINN	000835	RECONCILED:03/31/2016		126.50
069025	W	03/24/2016	APPLE INC	880386	RECONCILED:03/31/2016		299.99
069026	W	03/24/2016	BACKDROPS BEAUTIFUL IDEAL EVENTS, LLC	001166			896.90
068908	W	03/09/2016	BAKER VEHICLE SYSTEMS	005058	RECONCILED:03/31/2016		1,038.30
069027	W	03/24/2016	BIOMEDICAL INSTRUMENTATION SERVICES	007865	RECONCILED:03/31/2016		195.85
069028	W	03/24/2016	BLICK ART MATERIALS	000553			16.99
068909	W	03/09/2016	BOLIANTZ HARDWARE	009812	RECONCILED:03/31/2016		620.88
069071	W	03/31/2016	BRIAN A. SEYBERT	005515			80.00
068910	W	03/09/2016	BRICKER & ECKLER LLP	006034	RECONCILED:03/31/2016		1,266.03
069072	W	03/31/2016	BRUCE E. BAME	007061			226.00
069029	W	03/24/2016	BRUMBAUGH-HERRICK, INC	004133			850.00
069030	W	03/24/2016	BSN SPORTS/ALL AMERICAN	001379	RECONCILED:03/31/2016		204.25
068968	W	03/18/2016	CAIN GRAPHICS SCREEN PRINTING	005348	RECONCILED:03/31/2016		93.00
069031	W	03/24/2016	CAIN GRAPHICS SCREEN PRINTING	005348	RECONCILED:03/31/2016		45.00
069073	W	03/31/2016	CAIN GRAPHICS SCREEN PRINTING	005348			50.00
068969	W	03/18/2016	CARDINAL BUS SALES	006571	RECONCILED:03/31/2016		394.68
068911	W	03/09/2016	CARTER LUMBER	006153	RECONCILED:03/31/2016		667.65
068912	W	03/09/2016	CATHY GARDNER	007383	RECONCILED:03/31/2016		137.01
068971	W	03/18/2016	CENTRAL OHIO GLASS	001054	RECONCILED:03/31/2016		753.95
069074	W	03/31/2016	CENTRAL OHIO GLASS	001054			106.23
068972	W	03/18/2016	CENTURY LINK	000094	RECONCILED:03/31/2016		1,919.56
068973	W	03/18/2016	CENTURYLINK BUSINESS SERVICES	007578	RECONCILED:03/31/2016		29.03
068974	W	03/18/2016	Charles Ridenour	005303	RECONCILED:03/31/2016		80.00
069124	W	03/31/2016	CHARLES S. BOES	002999			80.00
068913	W	03/09/2016	CINDY STRICKLER	006578	RECONCILED:03/31/2016		263.20
069075	W	03/31/2016	CINDY SWIGART	005204			242.74
068970	W	03/18/2016	CIVISTA BANK	009019	RECONCILED:03/31/2016		3,220.01
069076	W	03/31/2016	CLEARFORK HIGH SCHOOL ATHL DEPT	880373			100.13
068914	W	03/09/2016	COLE DISTRIBUTING INC	003001	RECONCILED:03/31/2016		1,025.43

Summary of Monthly Checks

CHECK DATES BETWEEN 03/01/2016 AND 03/31/2016

WARRANT CHECKS

CHECK	TYPE	DATE	VENDOR	VENDOR	STATUS/DATE	BANK CODE	CHECK AMOUNT
069032	W	03/24/2016	COLUMBIA GAS OF OHIO	007418	RECONCILED:03/31/2016		3,844.83
068975	W	03/18/2016	COMMERCIAL PARTS AND SERVICE	006223	RECONCILED:03/31/2016		453.00
068976	W	03/18/2016	COMMITTEE FOR CHILDREN	006512	RECONCILED:03/31/2016		1,828.75
069077	W	03/31/2016	COMPUTER FUN	002328			119.75
068915	W	03/09/2016	Constellation	009868	RECONCILED:03/31/2016		6,082.24
069078	W	03/31/2016	Constellation	009868			6,393.88
068977	W	03/18/2016	COPCO	004816			1,237.50
068960	W	03/21/2016	CORESOURCE, INC	009047			13,187.20
068916	W	03/09/2016	CORNELL'S IGA FOODLINER	000023	RECONCILED:03/31/2016		289.78
069079	W	03/31/2016	CRESTVIEW ATHLETIC DEPT.	007651			1,097.13
068978	W	03/18/2016	DAN LINDSLEY	005556	RECONCILED:03/31/2016		80.00
068979	W	03/18/2016	DAVID J. WHINNERY	005509			80.00
069033	W	03/24/2016	DEMCO	000245	RECONCILED:03/31/2016		76.57
069034	W	03/24/2016	DISCOUNT DRUG MART	000071	RECONCILED:03/31/2016		83.59
068917	W	03/09/2016	DISCOUNT SCHOOL SUPPLY	005074	RECONCILED:03/31/2016		1,586.63
069080	W	03/31/2016	DUBLIN CITY SCHOOLS DUBLIN LITERACY CONFERENCE	007427			1,150.00
068980	W	03/18/2016	EDUCATIONAL BIOMETRIC ROBERT ENGEN	005821	RECONCILED:03/31/2016		1,129.95
068918	W	03/09/2016	EDWARD INGLE	880124	RECONCILED:03/31/2016		201.73
069035	W	03/24/2016	ELLEN HUFFMAN	880576	RECONCILED:03/31/2016		141.17
068981	W	03/18/2016	ELLISON EDUCATIONAL	004437	RECONCILED:03/31/2016		289.38
068919	W	03/09/2016	ENERGY USA-TPC C/O JP MORGAN CHASE, NA	009871	RECONCILED:03/31/2016		2,069.21
069081	W	03/31/2016	EPIPHANY MANAGEMENT	000129			6,133.33
068982	W	03/18/2016	Eric Rath	880176	RECONCILED:03/31/2016		100.00
069082	W	03/31/2016	Eric Rath	880176			200.00
068983	W	03/18/2016	ERIC STINEHELPER	007671			168.20
068920	W	03/09/2016	ESPECIAL NEEDS CARRIE A KOURI	007850			247.92
068921	W	03/09/2016	FAITH GOSSER	005683	RECONCILED:03/31/2016		80.60
068930	W	03/09/2016	FUEL EDUCATION AVENTA LEARNING	007726	RECONCILED:03/31/2016		11,775.00
069090	W	03/31/2016	FUEL EDUCATION AVENTA LEARNING	007726			4,462.50
068984	W	03/18/2016	G & L SUPPLY CO	000381	RECONCILED:03/31/2016		418.00
069036	W	03/24/2016	G & L SUPPLY CO	000381	RECONCILED:03/31/2016		2,007.49
069037	W	03/24/2016	GALION HIGH SCHOOL ATHLETIC DEPARTMENT	007288			200.00
069083	W	03/31/2016	GALION HIGH SCHOOL ATHLETIC DEPARTMENT	007288			88.88
068985	W	03/18/2016	GARDINER SERVICE COMPANY	005803	RECONCILED:03/31/2016		1,998.16
068986	W	03/18/2016	GARY SMITH	005520	RECONCILED:03/31/2016		80.00
069038	W	03/24/2016	GEOFFREY ALLEN	004114			204.00
068922	W	03/09/2016	GLEN'S SURPLUS SALES INC	001352			7.96
068923	W	03/09/2016	GORDON FOOD SERVICE	001062	RECONCILED:03/31/2016		6,421.41
068987	W	03/18/2016	GORDON FOOD SERVICE	001062	RECONCILED:03/31/2016		11,075.94
069039	W	03/24/2016	GORDON FOOD SERVICE	001062	RECONCILED:03/31/2016		2,768.71
068988	W	03/18/2016	GRAINGER DIVISION W W GRAINGER INC	004628	RECONCILED:03/31/2016		3,469.88
069040	W	03/24/2016	GRAINGER DIVISION	004628	RECONCILED:03/31/2016		1,428.93

Date: 04/06/2016
Time: 3:08 pm

SHELBY CITY SCHOOLS
SORT BY VENDOR NAME
Summary of Monthly Checks
CHECK DATES BETWEEN 03/01/2016 AND 03/31/2016
WARRANT CHECKS

Page: 3
(CHEKPY)

CHECK	TYPE	DATE	VENDOR	VENDOR	STATUS/DATE	BANK CODE	CHECK AMOUNT
			W W GRAINGER INC				
068924	W	03/09/2016	GWIRTZ FOODS	001128	RECONCILED:03/31/2016		324.75
068925	W	03/09/2016	HARTFORD INS CO OF THE MIDWEST FLOOD INS PROCESSING CENTER	000273	RECONCILED:03/31/2016		7,320.00
068926	W	03/09/2016	HENRY'S KEY & LOCK SHOP DIVISION OF BILLHEIMER SEC.	000017	RECONCILED:03/31/2016		35.00
069084	W	03/31/2016	HERFF JONES	005403			5,005.80
068989	W	03/18/2016	INDUSTRIAL APPRAISAL CO	003170	RECONCILED:03/31/2016		375.00
068927	W	03/09/2016	INTERSTATE BATTERY OF NORTH CENTRAL OHIO	880117	RECONCILED:03/31/2016		1,401.56
069041	W	03/24/2016	JACOB RYAN ROSPERT	007661			160.00
069085	W	03/31/2016	JACOB RYAN ROSPERT	007661			200.00
069086	W	03/31/2016	JAMES PRIESMAN	005502			94.00
069125	W	03/31/2016	JEFFREY J. DEVER	003005			154.00
069087	W	03/31/2016	JEFFREY L. BAKER	001075			80.00
069126	W	03/31/2016	JENNIFER C. MOORE	003003			110.00
067587	W	07/29/2015	JENNIFER HARVEY	005082	VOID: 03/11/2016		175.00
068951	W	03/11/2016	JENNIFER HARVEY	005082	RECONCILED:03/31/2016		175.00
069088	W	03/31/2016	JIM MITCHELL J.A. MITCHELL LEATHER SERVICE	880212			374.00
068990	W	03/18/2016	JOHN F. NYE	005561	RECONCILED:03/31/2016		80.00
068928	W	03/09/2016	JOHN GIES	006914	RECONCILED:03/31/2016		78.20
068991	W	03/18/2016	JOHN GUISSINGER	007328	RECONCILED:03/31/2016		100.00
069089	W	03/31/2016	JOHN GUISSINGER	007328			300.00
068929	W	03/09/2016	K.B.Z. ELECTRIC	000212	RECONCILED:03/31/2016		330.00
068931	W	03/09/2016	KAHL'S TELECOMMUNICATIONS	007679	RECONCILED:03/31/2016		7,825.69
068932	W	03/09/2016	KAREN LEONHARDT	007563	RECONCILED:03/31/2016		44.75
068992	W	03/18/2016	KEITH R. SWISHER	004803			100.00
069091	W	03/31/2016	KEITH R. SWISHER	004803			300.00
068933	W	03/09/2016	KIMMEL CORP	007990	RECONCILED:03/31/2016		47.00
069042	W	03/24/2016	KRISTIN JONES	000068	RECONCILED:03/31/2016		91.80
068993	W	03/18/2016	LAKESHORE LEARNING MATER	000242	RECONCILED:03/31/2016		268.50
068994	W	03/18/2016	LIBERTY MUTUAL INSURANCE CO.	009894	RECONCILED:03/31/2016		16,061.08
069043	W	03/24/2016	LUKACH SPEECH SERVICES LLC LYNNE LUKACH	000756	RECONCILED:03/31/2016		337.50
068934	W	03/09/2016	LUKE FOLEY	006023	RECONCILED:03/31/2016		86.25
069092	W	03/31/2016	LUKE J. HOYDA	005560			28.35
069093	W	03/31/2016	LUKE SNYDER	006932			43.25
068935	W	03/09/2016	M T BUSINESS TECH	000572	RECONCILED:03/31/2016		433.08
069044	W	03/24/2016	MACHELLE RAMION	005460			285.20
069045	W	03/24/2016	MADISON LOCAL BD OF EDUC	001429	RECONCILED:03/31/2016		80.00
069046	W	03/24/2016	MAHEK TROPHIES & AWARDS	000536	RECONCILED:03/31/2016		1,331.60
069094	W	03/31/2016	MAHEK TROPHIES & AWARDS	000536			68.00
068995	W	03/18/2016	MANSFIELD HARDWARE & SUPPLY	005147	RECONCILED:03/31/2016		821.73
069095	W	03/31/2016	MANSFIELD HARDWARE & SUPPLY	005147			263.44
068936	W	03/09/2016	MANSFIELD/ONTARIO/RICHLAND CO HEALTH DEPT	880271	RECONCILED:03/31/2016		68.00
069047	W	03/24/2016	MANSFIELD/ONTARIO/RICHLAND CO HEALTH DEPT	880271	RECONCILED:03/31/2016		102.00
069096	W	03/31/2016	MARGARETTA LOCAL SCHOOLS	005326			237.73
068996	W	03/18/2016	MARY KAY ROESCH	005522	RECONCILED:03/31/2016		160.00

Date: 04/06/2016
Time: 3:08 pm

SHELBY CITY SCHOOLS
SORT BY VENDOR NAME
Summary of Monthly Checks
CHECK DATES BETWEEN 03/01/2016 AND 03/31/2016
WARRANT CHECKS

Page: 4
(CHEKPY)

CHECK	TYPE	DATE	VENDOR	VENDOR	STATUS/DATE	BANK CODE	CHECK AMOUNT
069048	W	03/24/2016	MARYSVILLE FFA ALUMNI INVITATIONAL CONTESTS	006235			170.00
069097	W	03/31/2016	MARYSVILLE WINNELSON CO	000938			2,744.00
069098	W	03/31/2016	MEALS PLUS	880585			2,513.75
068997	W	03/18/2016	MICHAEL REINHART	000562	RECONCILED:03/31/2016		80.00
069099	W	03/31/2016	MICHAEL REINHART	000562			200.00
068998	W	03/18/2016	MOESC	007260	RECONCILED:03/31/2016		11,239.81
069049	W	03/24/2016	MOESC	007260	RECONCILED:03/31/2016		14,370.50
069100	W	03/31/2016	MOESC	007260			3,908.07
068937	W	03/09/2016	MUNICIPAL UTILITIES	000095	RECONCILED:03/31/2016		28,863.37
068999	W	03/18/2016	NATHAN LYNCH	005565	RECONCILED:03/31/2016		80.00
069007	W	03/18/2016	NCOCC	002970	RECONCILED:03/31/2016		1,776.40
068938	W	03/09/2016	NCOESC	007350	RECONCILED:03/31/2016		150.00
069000	W	03/18/2016	NCOESC	007350	RECONCILED:03/31/2016		1,341.25
069101	W	03/31/2016	NEFF COMPANY	000199			115.46
068965	W	03/18/2016	NICKLES BAKERY	000144	RECONCILED:03/31/2016		2,110.06
069001	W	03/18/2016	NORWALK HIGH SCHOOL ATHLETIC DEPARTMENT	007296	RECONCILED:03/31/2016		269.10
069002	W	03/18/2016	OASSA	000178	RECONCILED:03/31/2016		525.00
068905	W	03/09/2016	OHIO ALLIANCE BILLING LLC	880476	RECONCILED:03/31/2016		151.07
069003	W	03/18/2016	OHIO BUREAU EMPLOYMENT S REIMBURSING SECTION	000128	RECONCILED:03/31/2016		46.10
069050	W	03/24/2016	OHIO DEPT. OF AG	000722			95.00
069051	W	03/24/2016	OHIO FFA ASSOCIATION ATTN: JIM OGDEN	003492	RECONCILED:03/31/2016		10.00
069102	W	03/31/2016	OHIO STATE UNIVERSITY MANSFIELD	880469			1,824.00
069004	W	03/18/2016	OMEA BRIAN NABORS, DIRECTOR	880319			440.00
069103	W	03/31/2016	ONTARIO HIGH SCHOOL ATHLETIC DEPARTMENT	007295			100.00
068939	W	03/09/2016	PATRICIA A. GORDON	005682	RECONCILED:03/31/2016		1,000.00
068940	W	03/09/2016	PAUL WALKER	880314	RECONCILED:03/31/2016		27.75
069005	W	03/18/2016	PAUL ZEHNER	000581	RECONCILED:03/31/2016		100.00
069104	W	03/31/2016	PAUL ZEHNER	000581			50.00
068941	W	03/09/2016	PAULETTE REAM	006068	RECONCILED:03/31/2016		10.98
069006	W	03/18/2016	PEPPLE & WAGGONER. LTD	000936	RECONCILED:03/31/2016		798.00
068942	W	03/09/2016	PEPSI-COLA BOTTLING CO	000190	RECONCILED:03/31/2016		1,477.42
069065	W	03/30/2016	POSTMASTER	000043			1,960.00
068943	W	03/09/2016	PRIMARY CONCEPTS	006346	RECONCILED:03/31/2016		89.54
068944	W	03/09/2016	QUILL CORPORATION	000163	RECONCILED:03/31/2016		228.57
068367	W	11/20/2015	RACHAEL ROTH	005420	VOID: 03/11/2016		42.89
068952	W	03/11/2016	RACHAEL ROTH	005420	RECONCILED:03/31/2016		42.89
069052	W	03/24/2016	RAPIDRIBBONS PLANK'S PRINTING SERVICE	001263	RECONCILED:03/31/2016		650.24
069105	W	03/31/2016	REALLY GOOD STUFF	006894			125.39
069008	W	03/18/2016	RICHARD HOSTETLER	000152	RECONCILED:03/31/2016		26.22
069106	W	03/31/2016	RIVERDALE LOCAL SCHOOLS	005500			905.10
069127	W	03/31/2016	RONALD J. FRANK	003000			190.00
069009	W	03/18/2016	RUMPKE WASTE & RECYCLING	007683	RECONCILED:03/31/2016		845.55
069107	W	03/31/2016	RYAN SHAFER	000679			94.76

Summary of Monthly Checks

CHECK DATES BETWEEN 03/01/2016 AND 03/31/2016

WARRANT CHECKS

CHECK	TYPE	DATE	VENDOR	VENDOR	STATUS/DATE	BANK CODE	CHECK AMOUNT
068958	W	03/21/2016	S E R S	009022			10,976.76
068901	W	03/04/2016	S T R S	009023	RECONCILED:03/31/2016		19,476.85
068959	W	03/21/2016	S T R S	009023	RECONCILED:03/31/2016		19,600.94
068945	W	03/09/2016	SAM'S CLUB STORE #6407	003812	RECONCILED:03/31/2016		165.01
069108	W	03/31/2016	SAM'S CLUB STORE #6407	003812			684.76
069010	W	03/18/2016	SCHOOL INSURANCE CONSULTANTS	007939	RECONCILED:03/31/2016		1,908.00
069053	W	03/24/2016	SCHOOL SPECIALTY ORDER ENTRY	000027	RECONCILED:03/31/2016		793.55
069109	W	03/31/2016	SENECA EAST HIGH SCHOOL ATHLETIC DEPARTMENT	880133			1,763.52
069011	W	03/18/2016	SHELBY CITY BD OF EDUC GENERAL FUND	004730	RECONCILED:03/31/2016		1,184.94
069110	W	03/31/2016	SHELBY CITY BD OF EDUC GENERAL FUND	004730	RECONCILED:03/31/2016		3,160.45
068961	W	03/21/2016	SHELBY CITY BD OF EDUC HEALTH LIABILITY FUND	009048	RECONCILED:03/31/2016		229,939.11
069111	W	03/31/2016	SHELBY CITY BD OF EDUCAT FOOD SERVICES	000130	RECONCILED:03/31/2016		99.00
068903	W	03/04/2016	SHELBY CITY BD OF EDUCATION FICA/SOCIAL SECURITY	009075	RECONCILED:03/31/2016		137.66
068963	W	03/21/2016	SHELBY CITY BD OF EDUCATION FICA/SOCIAL SECURITY	009075	RECONCILED:03/31/2016		34.16
068902	W	03/04/2016	SHELBY CITY BD OF EDUCATION MEDICARE	009074	RECONCILED:03/31/2016		5,917.11
068962	W	03/21/2016	SHELBY CITY BD OF EDUCATION MEDICARE	009074	RECONCILED:03/31/2016		5,845.88
069112	W	03/31/2016	SHELBY CITY SCHOOLS DIR OF TRANS	008009	RECONCILED:03/31/2016		7,296.99
069012	W	03/18/2016	SHELBY PARTS CO	000075	RECONCILED:03/31/2016		666.01
068946	W	03/09/2016	SIESEL DISTRBUTING	880392	RECONCILED:03/31/2016		1,343.75
069054	W	03/24/2016	SIESEL DISTRBUTING	880392	RECONCILED:03/31/2016		2,703.94
069055	W	03/24/2016	SMETZ'S TIRE CENTER, INC	006173	RECONCILED:03/31/2016		811.80
069013	W	03/18/2016	SMITH DAIRY PRODUCTS CO	000146	RECONCILED:03/31/2016		6,887.54
069113	W	03/31/2016	SOCIAL THINKING	005680			347.20
068947	W	03/09/2016	SPRINT	001162	RECONCILED:03/31/2016		14.86
069114	W	03/31/2016	SPRINT	001162			15.34
069128	W	03/31/2016	STACEY VERHOFF	004999			144.00
069056	W	03/24/2016	STANTONS SHEET MUSIC INC	000156	RECONCILED:03/31/2016		1,822.71
069057	W	03/24/2016	STEPHEN C. HOFFBAUER	007073	RECONCILED:03/31/2016		47.60
069115	W	03/31/2016	STEPHEN C. HOFFBAUER	007073			96.30
069014	W	03/18/2016	SUNRISE COOPERATIVE INC.	005842	RECONCILED:03/31/2016		3,208.19
069015	W	03/18/2016	Sysco Food Servces of Central Ohio	000137	RECONCILED:03/31/2016		2,898.10
069116	W	03/31/2016	THEATER HOUSE INCORPORATED	007447			1,063.30
069129	W	03/31/2016	THOMAS E. PRIESMAN	003004			124.00
069117	W	03/31/2016	THOMAS W. RINI	000265			192.00
068948	W	03/09/2016	TIME WARNER CABLE	006863	RECONCILED:03/31/2016		77.01
069016	W	03/18/2016	TREASURER STATE OF OHIO Dave Yost	000622	RECONCILED:03/31/2016		6,314.00

Date: 04/06/2016
 Time: 3:08 pm

SHELBY CITY SCHOOLS
 SORT BY VENDOR NAME
 Summary of Monthly Checks
 CHECK DATES BETWEEN 03/01/2016 AND 03/31/2016
 WARRANT CHECKS

Page: 6
 (CHEKPY)

CHECK	TYPE	DATE	VENDOR	VENDOR	STATUS/DATE	BANK CODE	CHECK AMOUNT
069058	W	03/24/2016	TRIWAY HIGH SCHOOL ATHLETIC OFFICE	007860	RECONCILED:03/31/2016		160.00
069017	W	03/18/2016	TRUCK SALES & SERVICE.INC	000081	RECONCILED:03/31/2016		2,610.39
069118	W	03/31/2016	TY NEWSOME	880226			80.00
069119	W	03/31/2016	U S BANK OFFICE EQUIPMENT FINANCE SERV.	880289			4,657.25
069018	W	03/18/2016	VASU COMMUNICATIONS	003049	RECONCILED:03/31/2016		78.31
069120	W	03/31/2016	VASU COMMUNICATIONS	003049			55.54
068964	W	03/21/2016	VISION SERVICES PLAN ATTN: FLORENCE F LEE	009083	RECONCILED:03/31/2016		2,720.19
069121	W	03/31/2016	WESTERN RESERVE LOCAL SCHOOLS C/O TOM EASTERDAY	005249			111.38
069059	W	03/24/2016	WILLARD HIGH SCHOOL	001076			100.00
069122	W	03/31/2016	WILLARD HIGH SCHOOL	001076			1,772.82
068904	W	03/04/2016	WISE CONTROLS , LTD.	000120	RECONCILED:03/31/2016		3,860.74
069060	W	03/24/2016	WISE CONTROLS , LTD.	000120	RECONCILED:03/31/2016		14,939.09
069123	W	03/31/2016	WISE CONTROLS , LTD.	000120			2,901.37
069019	W	03/18/2016	WYNDHAM INDIANAPOLIS WEST	005531	RECONCILED:03/31/2016		463.32
068949	W	03/09/2016	XTEK PARTNERS, INC.	007987	RECONCILED:03/31/2016		268.00
069061	W	03/24/2016	XTEK PARTNERS, INC.	007987	RECONCILED:03/31/2016		1,253.00
V VOIDED CHECKS			4	CHECK TOTALS	417.30		
R RECONCILED CHECKS			139	CHECK TOTALS	553,240.50		
W WARRANT CHECKS			222	CHECK TOTALS	639,844.57		
M MEMO CHECKS			0	CHECK TOTALS	0.00		
B REFUND CHECKS			0	CHECK TOTALS	0.00		
I INVESTMENT CHECKS			0	CHECK TOTALS	0.00		
T TRANSFER CHECKS			0	CHECK TOTALS	0.00		
D DISTRIBUTION CHECKS			0	CHECK TOTALS	0.00		
C PAYROLL CHECKS			0	CHECK TOTALS	0.00		
MISSING CHECKS			0				
** TOTAL CHECKS (LESS VOIDED)			218	** TOTAL NET	639,427.27		
*** TOTAL CHECKS WRITTEN			222	*** GRAND TOTALS	639,844.57		