

SHELBY CITY SCHOOLS


August 2015
Fiscal Year End

SUMMARY FINANCIAL STATEMENTS

CONTENTS:

Cash Reconciliation	1
Cash Balances	2
Comparison of Current Month Results to previous years.....	4
Treasurer's Discussion & Analysis.....	5

Revenue Summary (REVSUM)
Appropriation Summary (APPSUM)
Paid Checks (CHEKPY)



SHELBY CITY SCHOOLS
August 31, 2015

GROSS DEPOSITORY BALANCES:

Payroll Clearance Account	\$0.00
Civista Bank - Horner Account .05%	\$18,824.41
Richland Bank Operating - 0%	\$1,331,965.69

TOTAL DEPOSITORY BALANCES	\$1,350,790.10
----------------------------------	-----------------------

ADJUSTMENTS TO BANK BALANCE:

Outstanding Checks	(\$174,717.25)
In Transit	\$0.00

TOTAL ADJUSTMENTS TO BANK BALANCE	(174,717.25)
--	---------------------

OPERATING INVESTMENTS:

STAROhio - Operating Account .07%	\$4,796,553.24
STARPlus - Operating Funds .20%	\$2,011,656.55
Scholarship CDs	\$166,680.00
Mechanics Bank CD .85%	\$245,000.00
Civista Bank Money Market Acct .1%	\$1,707,860.30
General Fund CD; proceeds from CDARS CDs .3%	\$254,489.06

TOTAL OPERATING INVESTMENTS	\$9,182,239.15
------------------------------------	-----------------------

STAROhio - Bond Retirement Account .07%	\$1,005,940.20
STAROhio - Locally Funded Initiatives Account .07%	\$1,709,038.60
STAROhio - Project Fund Local Share Account .07%	\$0.00

TOTAL PROJECT FUNDS ON HAND	\$2,714,978.80
------------------------------------	-----------------------

CASH ON HAND:

Petty Cash & Change	\$5,985.00
Athletic Checking	\$0.00

TOTAL CASH ON HAND	\$5,985.00
---------------------------	-------------------

TOTAL BANK BALANCE	\$13,079,275.80
---------------------------	------------------------

TOTAL BOOK BALANCE	\$13,079,275.80
---------------------------	------------------------

INTEREST EARNED:

	THIS MONTH	YEAR TO DATE
Civista/Richland/Mechanics Banks	\$ 390.72	\$ 1,060.83
STAROhio Operating Funds	\$ 490.23	\$ 720.45
STARPlus Operating Funds	\$ 341.34	\$ 682.59
STAROhio Project Funds	\$ 251.10	\$ 488.60

SHELBY CITY SCHOOLS

August 31, 2015

FUND	CASH BALANCE	ENCUMBRANCES	UNENCUMBERED BALANCE
001 UNRESERVED GENERAL FUND	\$ 7,179,829.98	\$ 1,232,250.05	\$ 5,947,579.93
RESERVED GENERAL FUNDS			
001 9015-16 Textbook & Inst. Supply Set-Aside	\$ 421,741.21	\$ 210,161.08	\$ 211,580.13
001 9098 Bus Purchase	\$ 12,351.27	\$ -	\$ 12,351.27
001 9007 FEMA Transfer/ Set-Aside	\$ 223,449.15	\$ -	\$ 223,449.15
	<u>\$ 657,541.63</u>	<u>\$ 210,161.08</u>	<u>\$ 447,380.55</u>
PROJECT FUNDS			
002 High School Bond Retirement	\$ 1,006,827.57	\$ -	\$ 1,006,827.57
004 Locally Funded Initiatives (BAB)	\$ 1,709,038.60	\$ 1,002.23	\$ 1,708,036.37
010 Project Fund - Local Share	\$ -	\$ 132.58	\$ (132.58)
010 Project Fund - OSFC Share	\$ -	\$ -	\$ -
034 Project Maintenance Fund	\$ 324,146.13	\$ 12,133.68	\$ 312,012.45
	<u>\$ 3,040,012.30</u>	<u>\$ 13,268.49</u>	<u>\$ 3,026,743.81</u>
SPECIAL REVENUE			
018 HS Principal's Fund	\$ 29,260.45	\$ 15,833.46	\$ 13,426.99
018 Auburn Principal's Fund	\$ 16,975.67	\$ 14,673.43	\$ 2,302.24
018 Central Principal's Fund	\$ 7,134.89	\$ 12.00	\$ 7,122.89
018 Dowds Principal's Fund	\$ 15,070.17	\$ 3,168.24	\$ 11,901.93
018 Middle School Principal's Fund	\$ 62,226.02	\$ 23,402.34	\$ 38,823.68
019 Local Grants	\$ 27,436.45	\$ 1,075.00	\$ 26,361.45
022 Trust & Flower Funds	\$ 5,131.77	\$ 2,214.41	\$ 2,917.36
401 St. Mary Auxiliary	\$ 11,393.31	\$ 46,043.20	\$ (34,649.89)
401 Sacred Heart Auxiliary	\$ 23,783.59	\$ 62,550.83	\$ (38,767.24)
TOTAL SPECIAL REVENUE	<u>\$ 198,412.32</u>	<u>\$ 168,972.91</u>	<u>\$ 29,439.41</u>
STATE GRANTS			
451 OneNet Ohio	\$ 5,425.00	\$ 5,425.00	\$ -
TOTAL STATE GRANTS	<u>\$ 5,425.00</u>	<u>\$ 5,425.00</u>	<u>\$ -</u>
FEDERAL GRANTS			
506 Race to the Top	\$ 0.30	\$ -	\$ 0.30
516 IDEA B	\$ 10,125.23	\$ 1,000.00	\$ 9,125.23
572 Title I Targeted Assistance	\$ 22,030.58	\$ 64,020.00	\$ (41,989.42)
590 Title II A Improving Teacher Quality	\$ 1,171.83	\$ 4,296.00	\$ (3,124.17)
TOTAL FEDERAL GRANTS	<u>\$ 33,327.94</u>	<u>\$ 69,316.00</u>	<u>\$ (35,988.06)</u>
CAPITAL PROJECTS			
003 'Old' PI	\$ 155,426.38	\$ 50,635.61	\$ 104,790.77
003 August 2010 PI	\$ 250,887.32	\$ 88,817.11	\$ 162,070.21
003 Permanent Improvement	<u>\$ 406,313.70</u>	<u>\$ 139,452.72</u>	<u>\$ 266,860.98</u>
ACTIVITY FUNDS			
300 Athletic Fund	\$ 21,052.25	\$ 66,152.72	\$ (45,100.47)
300 Tournament Account	\$ 428.36	\$ -	\$ 428.36
300 Sr. High Arts Fund	\$ 1,077.20	\$ -	\$ 1,077.20
TOTAL ACTIVITY FUNDS	<u>\$ 22,557.81</u>	<u>\$ 66,152.72</u>	<u>\$ (43,594.91)</u>
ENTERPRISE			
006 Cafeteria	<u>\$ 34,398.18</u>	<u>\$ 385,496.81</u>	<u>\$ (351,098.63)</u>
TRUST FUNDS			
007 Scholarship & Memorial Funds	\$ 288,135.66	\$ 2,000.00	\$ 286,135.66
008 Endowment & Scholarship Funds	\$ 272,214.23	\$ -	\$ 272,214.23
TOTAL TRUST FUNDS	<u>\$ 560,349.89</u>	<u>\$ 2,000.00</u>	<u>\$ 558,349.89</u>
CONSUMMABLE FEES			
009 Classroom Supplies & Workbooks, Sr. High	\$ 6,370.79	\$ 9,331.18	\$ (2,960.39)
009 Classroom Supplies & Workbooks, Middle School	\$ 16,806.25	\$ 4,034.66	\$ 12,771.59


SHELBY CITY SCHOOLS

August 31, 2015

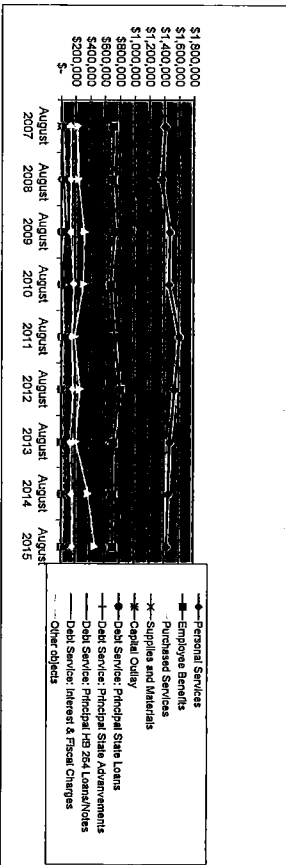
FUND	CASH BALANCE	ENCUMBRANCES	UNENCUMBERED BALANCE
009 Classroom Supplies - Auburn	\$ 22,523.14	\$ 14,237.29	\$ 8,285.85
009 Classroom Supplies Central	\$ 21,274.34	\$ 3,746.84	\$ 17,527.50
009 Classroom Supplies - Dowds	\$ 4,475.83	\$ 2,551.39	\$ 1,924.44
TOTAL CONSUMMABLE FEES	\$ 71,450.35	\$ 33,901.36	\$ 37,548.99
ROTARY FUNDS			
014 Internal Service	\$ 511.04	\$ -	\$ 511.04
TOTAL ROTARY FUNDS	\$ 511.04	\$ -	\$ 511.04
024 EMPLOYEE HEALTH LIABILITY	\$ 740,598.75	\$ -	\$ 740,598.75
TRUST AND AGENCY			
200 Post Prom Activity Fund	\$ 1,682.36	\$ -	\$ 1,682.36
200 Mad Dog Gym	\$ 1,424.56	\$ -	\$ 1,424.56
201 Class of 2016	\$ 2,149.78	\$ -	\$ 2,149.78
200 Middle School Athletics	\$ 93.19	\$ -	\$ 93.19
200 Whippet Theatre	\$ (4,489.43)	\$ 60.00	\$ (4,549.43)
200 FFA	\$ 77,689.39	\$ 25,554.47	\$ 52,134.92
200 International Club	\$ 592.23	\$ -	\$ 592.23
200 Key Club	\$ 1,175.36	\$ -	\$ 1,175.36
200 Middle, High, Central & Dowds School Student Council	\$ 7,985.96	\$ 357.00	\$ 7,628.96
200 Publications	\$ 19,231.45	\$ 7,364.58	\$ 11,866.87
200 Whippet News	\$ 415.56	\$ -	\$ 415.56
200 Destination Stardom	\$ 7,301.41	\$ 30.80	\$ 7,270.61
200 Middle School Yearbook	\$ 883.76	\$ -	\$ 883.76
200 OWA/OWE High School	\$ 955.75	\$ -	\$ 955.75
200 Guidance	\$ 1,461.21	\$ 715.00	\$ 746.21
200 Class of 2013	\$ 1,963.99	\$ -	\$ 1,963.99
200 Class of 2014	\$ 1,062.10	\$ -	\$ 1,062.10
200 Class of 2015	\$ 824.79	\$ 60.00	\$ 764.79
200 Middle School Library	\$ 2,530.84	\$ -	\$ 2,530.84
200 Class of 2017	\$ 965.00	\$ 700.00	\$ 265.00
200 Class of 2018	\$ 955.00	\$ -	\$ 955.00
200 Class of 2019	\$ 370.00	\$ -	\$ 370.00
200 Junior Statesmen	\$ 1,322.65	\$ -	\$ 1,322.65
TOTAL TRUST AND AGENCY	\$ 128,546.91	\$ 34,841.85	\$ 93,705.06
TOTAL CASH	\$ 13,079,275.80	\$ 2,361,238.99	\$ 10,718,036.81

SHELBY CITY SCHOOLS
AUGUST 2013

Revenue Comparisons
Current and Previous Fiscal Years



Expense Comparisons
Current & Previous Fiscal Years



	August 2007	August 2008	August 2009	August 2010	August 2011	August 2012	August 2013	August 2014	August 2015
REVENUES									
1,010 Real Estate Tax	\$ 2,471,291	\$ 2,208,033	\$ 1,612,800	\$ 2,151,220	\$ 1,975,989	\$ 2,060,263	\$ 2,122,076	\$ 2,069,727	\$ 2,133,199
1,020 Personal Property Tax	\$ 219,982	\$ 154,914	\$ -	\$ -	\$ -	\$ -	\$ -	\$ -	\$ -
1,030 Income Tax	\$ 937,087	\$ 875,088	\$ 799,406	\$ 805,159	\$ 790,457	\$ 833,592	\$ 884,450	\$ 898,788	\$ 889,523
1,040 Foundation	\$ 1,365,126	\$ 1,373,003	\$ 1,275,593	\$ 1,311,523	\$ 1,289,247	\$ 1,268,622	\$ 1,324,679	\$ 1,568,407	\$ 1,531,059
1,050 Bus Funds/Party Aid	\$ 7,587	\$ 11,598	\$ 9,439	\$ 7,082	\$ 104,019	\$ 7,082	\$ 7,082	\$ 72,800	\$ 53,493
1,060 State refund of Homestead/Rollback	\$ 201,179	\$ 395,529	\$ 705,451	\$ 473,558	\$ 92,149	\$ 82,412	\$ 91,882	\$ 90,878	\$ 109,132
Subtotal Operating Revenue	\$ 5,285,545	\$ 5,130,625	\$ 4,521,456	\$ 4,840,891	\$ 4,242,124	\$ 4,257,274	\$ 4,490,169	\$ 4,640,600	\$ 4,716,816
2,050 Advances In	\$ -	\$ -	\$ -	\$ -	\$ -	\$ -	\$ -	\$ -	\$ -
2,060 Other Non Operating Revenue	\$ 1,048	\$ 182	\$ 635	\$ 1,284	\$ 1,070	\$ -	\$ 50,800	\$ 3,289	\$ 374
Subtotal Non-operating Revenue	\$ 1,048	\$ 182	\$ 635	\$ 1,284	\$ 1,070	\$ -	\$ 50,800	\$ 3,289	\$ 374
TOTAL REVENUE	\$ 5,286,593	\$ 5,130,807	\$ 4,522,071	\$ 4,842,175	\$ 4,243,194	\$ 4,257,274	\$ 4,490,969	\$ 4,643,889	\$ 4,717,190
EXPENDITURES									
3,010 Personal Services	\$ 1,411,137	\$ 1,384,741	\$ 1,476,693	\$ 1,464,901	\$ 1,606,500	\$ 1,543,782	\$ 1,477,554	\$ 1,455,873	\$ 1,453,288
3,020 Employee Benefits	\$ 719,371	\$ 701,960	\$ 793,433	\$ 681,225	\$ 735,330	\$ 811,217	\$ 718,801	\$ 711,563	\$ 712,819
3,030 Purchased Services	\$ 229,078	\$ 235,911	\$ 313,701	\$ 306,388	\$ 189,382	\$ 259,082	\$ 208,555	\$ 371,733	\$ 466,371
3,040 Supplies and Materials	\$ 51,368	\$ 108,567	\$ 96,852	\$ 46,807	\$ 74,029	\$ 83,697	\$ 70,291	\$ 75,148	\$ 53,724
3,050 Capital Outlay	\$ 1,130	\$ 13,098	\$ 76,934	\$ 11,137	\$ 17,049	\$ 5,555	\$ -	\$ 14,149	\$ 4,405
Debt Service: Principal State Loans	\$ 13,098	\$ 13,098	\$ -	\$ -	\$ -	\$ -	\$ -	\$ -	\$ -
Debt Service: Principal State Advances	\$ -	\$ -	\$ -	\$ -	\$ -	\$ -	\$ -	\$ -	\$ -
Debt Service: Principal HB 264 Loan/Notes	\$ -	\$ -	\$ -	\$ -	\$ -	\$ -	\$ -	\$ -	\$ -
Debt Service: Interest & Fiscal Charges	\$ -	\$ -	\$ -	\$ -	\$ -	\$ -	\$ -	\$ -	\$ -
4,300 Other objects	\$ 139,774	\$ 141,517	\$ 136,097	\$ 178,525	\$ 152,061	\$ 168,752	\$ 129,960	\$ 148,881	\$ 159,274
Subtotal Operating Expenditures	\$ 2,557,927	\$ 2,604,250	\$ 2,895,710	\$ 2,689,863	\$ 2,774,351	\$ 2,872,086	\$ 2,604,561	\$ 2,777,727	\$ 2,828,897
5,010 Transfers-out	\$ -	\$ -	\$ -	\$ -	\$ -	\$ -	\$ -	\$ -	\$ -
5,020 Advances - out	\$ -	\$ -	\$ -	\$ -	\$ -	\$ -	\$ -	\$ -	\$ -
Subtotal Non-operating Expenditures	\$ -	\$ -	\$ -	\$ -	\$ -	\$ -	\$ -	\$ -	\$ -
TOTAL EXPENDITURES	\$ 2,557,927	\$ 2,604,250	\$ 2,895,710	\$ 2,689,863	\$ 2,774,351	\$ 2,872,086	\$ 2,604,561	\$ 2,777,727	\$ 2,828,897
6,010 TOTAL REVENUES OVER/(UNDER) E	\$ 2,728,666	\$ 2,526,557	\$ 1,626,361	\$ 2,153,012	\$ 1,468,843	\$ 1,385,188	\$ 1,876,408	\$ 1,866,162	\$ 1,888,309
7,010 Beginning Cash Balance	\$ 894,597	\$ 3,004,052	\$ 3,936,935	\$ 4,450,467	\$ 4,981,089	\$ 4,395,894	\$ 3,619,261	\$ 4,459,629	\$ 5,949,052
7,020 Ending Cash Balance	\$ 3,623,263	\$ 5,530,609	\$ 5,623,316	\$ 6,534,479	\$ 6,349,932	\$ 5,771,082	\$ 5,485,669	\$ 6,385,791	\$ 7,837,371
8,010 Outstanding Encumbrances	\$ 974,965	\$ 1,266,763	\$ 887,507	\$ 627,880	\$ 1,309,231	\$ 1,388,458	\$ 1,413,892	\$ 1,591,881	\$ 1,442,411

**SHELBY CITY SCHOOLS
TREASURER'S DISCUSSION & ANALYSIS
August 2015/ September 21, 2015 Board Meeting**

Financial items on this month's agenda include the regular statements and cash reconciliations for August and renewal of the district's vision insurance.

Cash Reconciliation:

The district's cash balance at the end of August was \$13,079,275, this compares with a cash balance of \$12,717,850.45 one year ago. The General Fund ending balance was \$ 7,837,371 equal to 5.22 months general fund operating expenses as estimated on our current forecast; well above our threshold of 3.0 months operating expenses. At this time last year the ratio was 4.37 and the General Fund cash balance was \$6,365,791.

Cash Balances;

All our funds except for Federal Grants were in the black at the end of August. We expect to see grant revenue catch up with expense in September or October.

Actual Results Compared to Forecast

At this point we have just set appropriations so no comparison to the forecast is available. In looking at prior years, our expenses are a little higher for the month of August than they were for the same period the last two years. Revenue is also bit higher than last year, now that property taxes have been fully received.

Revenue Estimates and Budget Appropriations

We don't have any changes on the agenda this time, since we just approved the full set of accounts last meeting. At the October meeting we'll have a forecast to review and approve and will likely re adjust our appropriations as well.

AGENDA ITEMS

Superintendent's Report

6.3 We'll be discussing a series of necessary upgrades and repairs to the heating and ventilation systems at all four classroom buildings, Central School and the Bus Garage. The total cost will be \$126,918 pretty evenly distributed between al buildings. We'll pay for the repairs from Permanent Improvement Funds and the High School Maintenance Fund.

Personnel

- 7.2.1 Lola Mabry's hire will increase salary expense by about \$8900 this year
- 7.2.2 Shanna Hockenberry's increase in hours will increase salary expense by about \$915
- 7.3.1 Linda Close will be paid about \$6100 if she works the maximum amount authorized.
- 7.5 When we adjusted Jackie Duncan's salary for Military Experience last month we applied her four years of service by adjusting her initial placement to step 3 (counting 0 as a step this is the 4th step). Jeff Kurtzman and Jackie explained their position that she should have been placed on step 4 initially, with the current year being step 5. Additional salary cost will be \$2888.
- 7.6.1 Kay Schumacher's change in hours will result in about \$979 more salary expense this year

7.7.1 Tessie Wakefield's increase in hours will raise salary expense by \$1560.

7.9 Tina Carroll's position change from Cashier to Server will decrease Cafeteria salary expense by \$860.

7.10 This is a new supplemental contract, not currently in the negotiated agreement. If approved we plan to post the position. Estimated salary expense will be less than \$1000.

7.15.1 Nychole Rose's classification change will increase salary expense by \$431.

New Business

10.3 The monthly cost for vision insurance is \$8.14 Single/\$18.43 Family. This increase will mean those costs will go to \$8.68/\$19.64.

Date: 09/03/15
 Time: 3:12 pm

SHELBY CITY SCHOOLS
 Revenue Account Summary
 SORTED BY FUND
 Board Report on Revenue

Page: 1
 (REVSUM)

	FYTD Receivable	FYTD Actual Receipts	MTD Actual Receipts	YTD Actual Receipts	FYTD Balance Receivable	FYTD Percent Received
*****TOTAL FOR FUND 001 (GENERAL):	19,241,400.00	4,717,190.56	1,456,499.47	14,488,422.19	14,524,209.44	24.52
*****TOTAL FOR FUND 002 (BOND RETIREMENT):	930,300.00	346,575.65	201,536.43	886,782.96	583,724.35	37.25
*****TOTAL FOR FUND 003 (PERMANENT IMPROVEMENT):	368,000.00	133,106.11	89,861.61	354,783.80	234,893.89	36.17
*****TOTAL FOR FUND 004 (BUILDING):	1,274,455.00	1,254,765.83	1,254,732.29	1,254,907.50	19,689.17	98.46
*****TOTAL FOR FUND 006 (FOOD SERVICE):	911,990.00	40,534.09	37,095.63	567,983.30	871,455.91	4.44
*****TOTAL FOR FUND 007 (SPECIAL TRUST):	7,706.00	2,338.35	48.60	12,593.26	5,367.65	30.34
*****TOTAL FOR FUND 008 (ENDOWMENT):	1,189.00	60.40	32.54	608.64	1,128.60	5.08
*****TOTAL FOR FUND 009 (UNIFORM SCHOOL SUPPLIES):	34,200.00	23,606.00	23,606.00	27,618.29	10,594.00	69.02
*****TOTAL FOR FUND 010 (CLASSROOM FACILITIES):	2,086,800.00-	1,217,483.78-	75.27	1,207,916.79-	869,316.22-	58.34
*****TOTAL FOR FUND 018 (PUBLIC SCHOOL SUPPORT):	147,200.00	30,337.66	27,680.35	112,691.60	116,862.34	20.61

Date: 09/03/15
Time: 3:12 pm

SHELBY CITY SCHOOLS
Revenue Account Summary
SORTED BY FUND
Board Report on Revenue

Page: 2
(REVSUM)

	FYTD Receivable	FYTD Actual Receipts	MTD Actual Receipts	YTD Actual Receipts	FYTD Balance Receivable	FYTD Percent Received
*****TOTAL FOR FUND 019 (OTHER GRANT):	0.00	250.00	250.00	44,446.22	250.00-	0.00
*****TOTAL FOR FUND 022 (DISTRICT AGENCY):	0.00	170.00	170.00	31,930.33	170.00-	0.00
*****TOTAL FOR FUND 024 (EMPLOYEE BENEFITS SELF INS.):	2,850,900.00	451,298.28	226,432.91	1,825,480.36	2,399,601.72	15.83
*****TOTAL FOR FUND 034 (CLASSROOM FACILITIES MAINT.):	141,375.00	54,350.50	0.00	141,673.63	87,024.50	38.44
*****TOTAL FOR FUND 200 (STUDENT MANAGED ACTIVITY):	2,624.56	3,047.85	2,536.73	68,859.50	423.29-	116.13
*****TOTAL FOR FUND 300 (DISTRICT MANAGED ACTIVITY):	140,600.00	11,557.00	11,557.00	61,668.71	129,043.00	8.22
*****TOTAL FOR FUND 401 (AUXILIARY SERVICES):	119,978.00	29,995.62	29,994.58	103,843.45	89,982.38	25.00
*****TOTAL FOR FUND 451 (DATA COMMUNICATION FUND):	0.00	0.00	0.00	3,600.00	0.00	0.00
*****TOTAL FOR FUND 506 (RACE TO THE TOP):	0.00	0.00	0.00	14,953.14	0.00	0.00
*****TOTAL FOR FUND 516 (IDEA PART B GRANTS):	477,890.00	59,302.44	20,812.90	281,008.68	418,587.56	12.41

Date: 09/03/15
Time: 3:12 pm

SHELBY CITY SCHOOLS
Revenue Account Summary
SORTED BY FUND
Board Report on Revenue

Page: 3
(REVSUM)

	FYTD Receivable	FYTD Actual Receipts	MTD Actual Receipts	YTD Actual Receipts	FYTD Balance Receivable	FYTD Percent Received
*****TOTAL FOR FUND 572 (TITLE I DISADVANTAGED CHILDREN):	606,189.00	103,989.10	55,903.12	381,115.24	502,199.90	17.15
=====						
*****TOTAL FOR FUND 590 (IMPROVING TEACHER QUALITY):	85,562.00	13,764.09	7,264.09	60,750.70	71,797.91	16.09
=====						
*****GRAND TOTALS:	25,254,758.56	6,058,755.75	3,446,089.52	19,517,804.71	19,196,002.81	23.99
=====						

Date: 09/03/15
 Time: 2:58 pm

SHELBY CITY SCHOOLS
 Appropriation Account Summary
 SORTED BY FUND

Page: 1
 (APPSUM)

FYTD Appropriated	Prior FY Carryover Encumbrances	FYTD Expendable	FYTD Actual Expenditures	MTD Actual Expenditures	Current + Future Encumbrances	FYTD Remaining Balance	FYTD Percent Exp/Enc
*****TOTAL FOR FUND 001 (GENERAL):							
24,187,135.00	68,843.40	24,255,978.40	2,828,881.15	1,398,055.49	1,442,411.13	19,984,686.12	17.61
*****TOTAL FOR FUND 002 (BOND RETIREMENT):							
308,958.00	0.00	308,958.00	7,358.72	7,358.72	0.00	301,599.28	2.38
*****TOTAL FOR FUND 003 (PERMANENT IMPROVEMENT):							
392,561.00	180,199.44	572,760.44	142,035.95	76,437.81	139,452.72	291,271.77	49.15
*****TOTAL FOR FUND 004 (BUILDING):							
129,122.00	1,002.23	130,124.23	0.00	0.00	1,002.23	129,122.00	0.77
*****TOTAL FOR FUND 006 (FOOD SERVICE):							
726,335.00	1,379.64	727,714.64	103,585.76	55,393.26	385,496.81	238,632.07	67.21
*****TOTAL FOR FUND 007 (SPECIAL TRUST):							
5,785.00	0.00	5,785.00	7,000.00	7,000.00	2,000.00	3,215.00	155.57
*****TOTAL FOR FUND 008 (ENDOWMENT):							
2,509.00	0.00	2,509.00	3,500.00	3,500.00	0.00	991.00	139.50
*****TOTAL FOR FUND 009 (UNIFORM SCHOOL SUPPLIES):							
50,125.00	5,132.96	55,257.96	4,378.39	4,248.39	33,901.36	16,978.21	69.27
*****TOTAL FOR FUND 010 (CLASSROOM FACILITIES):							
401,596.00	132.58	401,728.58	1,274,279.89	1,274,279.89	132.58	872,683.89	317.23
*****TOTAL FOR FUND 018 (PUBLIC SCHOOL SUPPORT):							
142,054.00	7,572.97	149,626.97	9,984.57	2,957.22	58,389.47	81,252.93	45.70

SHELBY CITY SCHOOLS
 Appropriation Account Summary
 SORTED BY FUND

FYTD Appropriated	Prior FY Carryover Encumbrances	FYTD Expendable	FYTD Actual Expenditures	MTD Actual Expenditures	Current + Future Encumbrances	FYTD Remaining Balance	FYTD Percent Exp/Enc
*****TOTAL FOR FUND 019 (OTHER GRANT):							
24,490.00	1,456.00	25,946.00	381.00	381.00	1,075.00	24,490.00	5.61
*****TOTAL FOR FUND 022 (DISTRICT AGENCY):							
1,466.00	857.41	2,323.41	452.09	75.00	2,214.41	343.09	114.77
*****TOTAL FOR FUND 024 (EMPLOYEE BENEFITS SELF INS.):							
3,002,700.00	0.00	3,002,700.00	453,691.87	226,349.15	0.00	2,549,008.13	15.11
*****TOTAL FOR FUND 034 (CLASSROOM FACILITIES MAINT.):							
110,000.00	3,475.15	113,475.15	19,055.29	4,887.47	12,133.68	82,286.18	27.49
*****TOTAL FOR FUND 200 (STUDENT MANAGED ACTIVITY):							
17,915.36	30,477.57	48,392.93	14,200.61	8,791.54	34,841.85	649.53	101.34
*****TOTAL FOR FUND 300 (DISTRICT MANAGED ACTIVITY):							
126,480.00	11,757.76	138,237.76	27,310.03	22,340.64	66,152.72	44,775.01	67.61
*****TOTAL FOR FUND 401 (AUXILIARY SERVICES):							
166,564.00	10,146.95	176,710.95	14,887.20	6,207.47	108,594.03	53,229.72	69.88
*****TOTAL FOR FUND 451 (DATA COMMUNICATION FUND):							
6,584.00	0.00	6,584.00	1,159.00	1,159.00	5,425.00	0.00	100.00
*****TOTAL FOR FUND 506 (RACE TO THE TOP):							
73.58	1,027.50	953.92	953.92	0.00	0.00	0.00	100.00
*****TOTAL FOR FUND 516 (IDEA PART B GRANTS):							
431,360.00	4,760.00	436,120.00	74,077.81	34,491.76	1,000.00	361,042.19	17.21

Date: 09/03/15
Time: 2:58 pm

SHELBY CITY SCHOOLS
Appropriation Account Summary
SORTED BY FUND

Page: 3
(APPSUM)

FYTD Appropriated	Prior FY Carryover Encumbrances	FYTD Expendable	FYTD Actual Expenditures	MTD Actual Expenditures	Current + Future Encumbrances	FYTD Remaining Balance	FYTD Percent Exp/Enc
*****TOTAL FOR FUND 572 (TITLE I DISADVANTAGED CHILDREN):							
758,153.00	2,174.00	760,327.00	90,469.95	38,646.00	64,020.00	605,837.05	20.32
*****TOTAL FOR FUND 590 (IMPROVING TEACHER QUALITY):							
125,217.00	1,549.16	126,766.16	12,923.14	5,537.77	4,296.00	109,547.02	13.58
*****GRAND TOTALS:							
31,117,035.78	331,944.72	31,448,980.50	5,090,566.34	3,178,097.58	2,362,538.99	23,995,875.17	23.70

Date: 09/03/2015
Time: 3:10 pm

SHELBY CITY SCHOOLS
SORT BY VENDOR NAME
Summary of Monthly Checks
CHECK DATES BETWEEN 08/01/2015 AND 08/31/2015
WARRANT CHECKS

Page: 1
(CHEKPY)

CHECK	TYPE	DATE	VENDOR	VENDOR	STATUS/DATE	BANK CODE	CHECK AMOUNT
067722	W	08/20/2015	ADISON NIESE	005022	RECONCILED:08/31/2015		744.00
067627	W	08/07/2015	AdvancEd	880081	RECONCILED:08/31/2015		750.00
067628	W	08/07/2015	ALL AMERICAN	001799	RECONCILED:08/31/2015		3,764.95
067704	W	08/20/2015	AMERICAN UNITED LIFE INS. CO TERM BEN	000805			1,536.00
067820	W	08/31/2015	AMERICAN UNITED LIFE INS. CO TERM BEN	000805			341.70
067629	W	08/07/2015	ANDREW GUERTLER	880371			89.48
067818	W	08/31/2015	ANDREW GUERTLER	880371			231.15
067723	W	08/20/2015	ANGELA PETRO VIP REHABILITATION SERVICES	000693	RECONCILED:08/31/2015		1,218.00
067724	W	08/20/2015	ANNE FINN	000835	RECONCILED:08/31/2015		87.50
067766	W	08/28/2015	APPLE COMPUTER, INC	000411			798.00
067767	W	08/28/2015	ASHLAND HIGH SCHOOL ATHLETIC DEPARTMENT	007291			465.00
067725	W	08/20/2015	BARBARA FREEMAN THE FREEMAN PROJECT	005064			1,000.00
067630	W	08/07/2015	BARNES & NOBLE BOOKSELLERS	004891	RECONCILED:08/31/2015		47.84
067712	W	08/19/2015	BENJAMIN BINION	005406	RECONCILED:08/31/2015		1,000.00
067631	W	08/07/2015	BIOMEDICAL INSTRUMENTATION SERVICES	007865	RECONCILED:08/31/2015		1,872.65
067726	W	08/20/2015	BOLIANTZ HARDWARE	009812	RECONCILED:08/31/2015		1,336.61
067713	W	08/19/2015	BRIANNE HEYDINGER	005210	RECONCILED:08/31/2015		1,000.00
067632	W	08/07/2015	BRICKER & ECKLER LLP	006034	RECONCILED:08/31/2015		1,201.46
067633	W	08/07/2015	BROWN DRAIN SERVICE	004043	RECONCILED:08/31/2015		650.00
067634	W	08/07/2015	BSN SPORTS/ALL AMERICAN	001379	RECONCILED:08/31/2015		10,544.06
067727	W	08/20/2015	BSN SPORTS/ALL AMERICAN	001379	RECONCILED:08/31/2015		1,751.00
067728	W	08/20/2015	BUCKEYE POWER SALES	007985	RECONCILED:08/31/2015		1,518.47
067635	W	08/07/2015	CAIN GRAPHICS SCREEN PRINTING	005348	RECONCILED:08/31/2015		614.50
067768	W	08/28/2015	CAIN GRAPHICS SCREEN PRINTING	005348			719.00
067729	W	08/20/2015	Capstone Press	001310	RECONCILED:08/31/2015		903.34
067730	W	08/20/2015	CARDINAL BUS SALES	006571	RECONCILED:08/31/2015		437.32
067670	W	08/14/2015	CARTER LUMBER	006153	RECONCILED:08/31/2015		9.29
067671	W	08/14/2015	CATHY GARDNER	007383	RECONCILED:08/31/2015		120.90
067731	W	08/20/2015	CENTRAL OHIO GLASS	001054	RECONCILED:08/31/2015		97.12
067732	W	08/20/2015	CENTURY LINK	000094	RECONCILED:08/31/2015		312.71
067769	W	08/28/2015	CENTURY LINK	000094			58.30
067770	W	08/28/2015	CENTURYLINK BUSINESS SERVICES	007578			11.16
067733	W	08/20/2015	CINDY STRICKLER	006578			170.20
067669	W	08/14/2015	CIVISTA BANK	009019	RECONCILED:08/31/2015		870.03
067771	W	08/28/2015	CLEARFORK HIGH SCHOOL ATHL DEPT	880373			175.00
067772	W	08/28/2015	CLYDE HIGH SCHOOL	000239			200.00
067672	W	08/14/2015	COLEMAN ASPHALT	000294	RECONCILED:08/31/2015		600.00
067773	W	08/28/2015	COLEMAN ASPHALT	000294			700.00
067714	W	08/19/2015	COLTEN R. HARVEY	005800			500.00
067734	W	08/20/2015	COLUMBIA GAS OF OHIO	007418	RECONCILED:08/31/2015		875.72
067673	W	08/14/2015	COMMERCIAL PARTS AND SERVICE	006223	RECONCILED:08/31/2015		345.00
067636	W	08/07/2015	COPCO	004816	RECONCILED:08/31/2015		148.59
067707	W	08/20/2015	CORESOURCE, INC	009047			11,756.31

Date: 09/03/2015
Time: 3:10 pm

SHELBY CITY SCHOOLS
SORT BY VENDOR NAME
Summary of Monthly Checks
CHECK DATES BETWEEN 08/01/2015 AND 08/31/2015
WARRANT CHECKS

Page: 2
(CHEKPY)

CHECK	TYPE	DATE	VENDOR	VENDOR	STATUS/DATE	BANK CODE	CHECK AMOUNT
067637	W	08/07/2015	CORNELL'S IGA FOODLINER	000023	RECONCILED:08/31/2015		21.60
067675	W	08/14/2015	DAVE METZGER PAINTING	000788	RECONCILED:08/31/2015		2,947.00
067774	W	08/28/2015	Debbie Addison	007621			25.30
067735	W	08/20/2015	DEMCO	000245	RECONCILED:08/31/2015		197.91
067775	W	08/28/2015	DESIGN FITNESS	009758			170.00
067736	W	08/20/2015	E T A	003158			1,228.50
067676	W	08/14/2015	EDGE Document Solutions, LLC	880222	RECONCILED:08/31/2015		1,130.14
067776	W	08/28/2015	EDISON HIGH SCHOOL ATHLETIC DEPARTMENT	007292			425.00
067677	W	08/14/2015	EMPOWER LEARNING LLC	000272	RECONCILED:08/31/2015		6,804.00
067678	W	08/14/2015	EPIPHANY MANAGEMENT	000129	RECONCILED:08/31/2015		6,133.33
067777	W	08/28/2015	FAIR PUBLISHING	006079			301.94
067778	W	08/28/2015	FLINN SCIENTIFIC	003720			101.35
067638	W	08/07/2015	FRAN SCHROEDER	000314	RECONCILED:08/31/2015		34.50
067737	W	08/20/2015	FRIENDS BUSINESS SOURCE	000051	RECONCILED:08/31/2015		106.83
067779	W	08/28/2015	GALION CITY BOARD OF EDU TREASURER	000673			200.00
067738	W	08/20/2015	GLEN'S SURPLUS SALES INC	001352	RECONCILED:08/31/2015		136.00
067739	W	08/20/2015	GORDON FOOD SERVICE	001062	RECONCILED:08/31/2015		2,070.31
067780	W	08/28/2015	GORDON FOOD SERVICE	001062			6,549.39
067740	W	08/20/2015	GRAINGER DIVISION W W GRAINGER INC	004628	RECONCILED:08/31/2015		1,071.35
067741	W	08/20/2015	GUENTHER MECHANICAL INC	003426	RECONCILED:08/31/2015		3,597.00
067679	W	08/14/2015	HARCOURT OUTLINES INC	000053	RECONCILED:08/31/2015		348.92
067639	W	08/07/2015	HENRY'S KEY & LOCK SHOP DIVISION OF BILLHEIMER SEC.	000017	RECONCILED:08/31/2015		158.75
067742	W	08/20/2015	HENRY'S KEY & LOCK SHOP DIVISION OF BILLHEIMER SEC.	000017	RECONCILED:08/31/2015		10.50
067781	W	08/28/2015	HOBART SALES & SERVICE	001013			130.00
067782	W	08/28/2015	JOANN ESTEP	006238			46.58
067783	W	08/28/2015	JOSEPH EMERSON	005212			2,000.00
067784	W	08/28/2015	JULIAN & GRUBE, INC	001184			1,966.00
067785	W	08/28/2015	KAREN STROUP	004278			10.35
067715	W	08/19/2015	Katlyn Lauderbaugh	005218	RECONCILED:08/31/2015		500.00
067680	W	08/14/2015	KELSTIN CONSTRUCTION	005588			31,975.00
067743	W	08/20/2015	KELSTIN CONSTRUCTION	005588			650.00
067640	W	08/07/2015	KIMBALL MIDWEST PERFORMANCE ENG PRODUCTS	002858	RECONCILED:08/31/2015		141.01
067681	W	08/14/2015	KIMBALL MIDWEST PERFORMANCE ENG PRODUCTS	002858	RECONCILED:08/31/2015		141.01
067667	W	08/10/2015	KIMMEL CORP	007990	RECONCILED:08/31/2015		105.75
067744	W	08/20/2015	KRISTEN EISENHAUER	007600			500.00
067682	W	08/14/2015	LAKESHORE LEARNING MATER	000242	RECONCILED:08/31/2015		183.91
067641	W	08/07/2015	LANTZ STAR GRAPHICS	000398	RECONCILED:08/31/2015		18.75
067683	W	08/14/2015	LEARNING3.COM	007629	RECONCILED:08/31/2015		800.00
067786	W	08/28/2015	LEXINGTON HIGH SCHOOL ATHLETIC DEPARTMENT	007294	RECONCILED:08/31/2015		200.00
067787	W	08/28/2015	LIMA CENTRAL CATHOLIC HIGH ATHLETIC DEPARTMENT	000554			195.00
067745	W	08/20/2015	LINDA DURKIN	006833	RECONCILED:08/31/2015		35.96
067642	W	08/07/2015	LOWE'S	004054	RECONCILED:08/31/2015		9.92

Date: 09/03/2015
Time: 3:10 pm

SHELBY CITY SCHOOLS
SORT BY VENDOR NAME
Summary of Monthly Checks
CHECK DATES BETWEEN 08/01/2015 AND 08/31/2015
WARRANT CHECKS

Page: 3
(CHEKPY)

CHECK	TYPE	DATE	VENDOR	VENDOR	STATUS/DATE	BANK CODE	CHECK AMOUNT
067684	W	08/14/2015	M T BUSINESS TECH	000572	RECONCILED:08/31/2015		66.70
067685	W	08/14/2015	M. Smith Roofing, LTD	009878	RECONCILED:08/31/2015		7,665.00
067788	W	08/28/2015	MABLE C. BROWN	003312			50.03
067789	W	08/28/2015	MADISON LOCAL BD OF EDUC	001429			150.00
067716	W	08/19/2015	MAGDALENE GRAY	005409			2,000.00
067790	W	08/28/2015	MAHEK TROPHIES & AWARDS	000536			92.00
067717	W	08/19/2015	MCKENZIE METZGER	001063			1,000.00
067643	W	08/07/2015	MCPC, INC.	005402	RECONCILED:08/31/2015		10,612.10
067746	W	08/20/2015	MED CENTRAL/SHELBY WORKABLE	000386	RECONCILED:08/31/2015		160.00
067791	W	08/28/2015	MEDCO SUPPLY CO	003519			1,472.94
067718	W	08/19/2015	MICAELA POHLABEL	005216			500.00
067747	W	08/20/2015	MID WOOD INC.	007773	RECONCILED:08/31/2015		1,723.80
067644	W	08/07/2015	MKC ASSOCIATES, INC.	002113	RECONCILED:08/31/2015		3,100.00
067645	W	08/07/2015	MOESC	007260	RECONCILED:08/31/2015		65.00
067748	W	08/20/2015	MOESC	007260	RECONCILED:08/31/2015		4,074.68
067792	W	08/28/2015	MOESC	007260	RECONCILED:08/31/2015		170.84
067686	W	08/14/2015	MUNICIPAL UTILITIES	000095	RECONCILED:08/31/2015		22,563.96
067649	W	08/07/2015	NCOCC	002970	RECONCILED:08/31/2015		1,587.50
067690	W	08/14/2015	NCOCC	002970	RECONCILED:08/31/2015		438.72
067799	W	08/28/2015	NCOCC	002970			28,112.00
067668	W	08/14/2015	NICKLES BAKERY	000144	RECONCILED:08/31/2015		151.07
067793	W	08/28/2015	NORWALK HIGH SCHOOL	000705			200.00
067749	W	08/20/2015	NW-OIAAA RANDY HORD, TREAS	001542			100.00
067794	W	08/28/2015	OBERLANDER'S TREE & LANDSCAPE	007278			900.00
067795	W	08/28/2015	OEDSA C/O NORTH CANTON CITY SCHOOLS	000996			200.00
067687	W	08/14/2015	OHIO BUREAU EMPLOYMENT S REIMBURSING SECTION	000128	RECONCILED:08/31/2015		1,895.54
067646	W	08/07/2015	OHIO FEDERATION COUNCIL FOR EXCEPTIONAL CHILDREN	004605			99.00
067647	W	08/07/2015	OHIO MATHEMATICS LEAGUE	004735	RECONCILED:08/31/2015		90.00
067688	W	08/14/2015	OHIO SCHOOL BOARDS ASSOC	000050	RECONCILED:08/31/2015		195.00
067750	W	08/20/2015	OIAAA RANDY KING TREASURER	880291	RECONCILED:08/31/2015		130.00
067796	W	08/28/2015	ONTARIO HIGH SCHOOL ATHLETIC DEPARTMENT	007295			150.00
067689	W	08/14/2015	ORIENTAL TRADING CO. INC	004250	RECONCILED:08/31/2015		112.79
067719	W	08/19/2015	PAIGE JORDAN	005206	RECONCILED:08/31/2015		500.00
067751	W	08/20/2015	PEARSON/NCS ASSESSMENTS	880284			51.00
067797	W	08/28/2015	PEGGY MOYER	006906			8.05
067798	W	08/28/2015	PEGGY VAN WAGNER	003289			16.96
067752	W	08/20/2015	PEOPLE & WAGGONER. LTD	000936	RECONCILED:08/31/2015		6,323.00
067648	W	08/07/2015	PEPSI-COLA BOTTLING CO	000190	RECONCILED:08/31/2015		183.15
067691	W	08/14/2015	PIONEER VALLEY EDUC PRESS INC	007029	RECONCILED:08/31/2015		1,479.60
067800	W	08/28/2015	PORT CLINTON BD. OF ED.	007502			200.00
067701	W	08/14/2015	POSTMASTER	000043	RECONCILED:08/31/2015		1,960.00
067692	W	08/14/2015	PRO ED	000600	RECONCILED:08/31/2015		149.22
067753	W	08/20/2015	PRO ED	000600	RECONCILED:08/31/2015		199.10
067650	W	08/07/2015	QUILL CORPORATION	000163	RECONCILED:08/31/2015		129.49
067693	W	08/14/2015	QUILL CORPORATION	000163	RECONCILED:08/31/2015		160.24

Date: 09/03/2015
Time: 3:10 pm

SHELBY CITY SCHOOLS
SORT BY VENDOR NAME

Page: 4
(CHEKPY)

Summary of Monthly Checks
CHECK DATES BETWEEN 08/01/2015 AND 08/31/2015
WARRANT CHECKS

CHECK	TYPE	DATE	VENDOR	VENDOR	STATUS/DATE	BANK CODE	CHECK AMOUNT
067720	W	08/19/2015	RACHEL BAKER	005215	RECONCILED:08/31/2015		500.00
067651	W	08/07/2015	RANDY EISENHAUER	007992			512.38
067801	W	08/28/2015	RANDY PRY	005108			9.78
067652	W	08/07/2015	REALLY GOOD STUFF	006894	RECONCILED:08/31/2015		89.98
067754	W	08/20/2015	REALLY GOOD STUFF	006894	RECONCILED:08/31/2015		287.41
067653	W	08/07/2015	REHABILITATION SERVICE O NORTH CENTRAL OHIO, INC	001256	RECONCILED:08/31/2015		399.75
067694	W	08/14/2015	RICHARD HOSTETLER	000152	RECONCILED:08/31/2015		204.14
067802	W	08/28/2015	RICHLAND COUNTY COMMON PLEAS COURT	004598			554.62
067803	W	08/28/2015	ROCHESTER 100 INC.	880038			230.00
067755	W	08/20/2015	RUMPKE WASTE & RECYCLING	007683	RECONCILED:08/31/2015		1,414.81
067703	W	08/18/2015	S E R S	009022	RECONCILED:08/31/2015		5,019.72
067705	W	08/20/2015	S E R S	009022			10,586.08
067616	W	08/05/2015	S T R S	009023	RECONCILED:08/31/2015		17,872.31
067706	W	08/20/2015	S T R S	009023	RECONCILED:08/31/2015		18,547.20
067654	W	08/07/2015	S. A. COMUNALE	009857	RECONCILED:08/31/2015		1,654.00
067655	W	08/07/2015	SADLIER-OXFORD	007633	RECONCILED:08/31/2015		485.83
067695	W	08/14/2015	SCHOLASTIC CLASSROOM MAGAZINES	880390	RECONCILED:08/31/2015		457.38
067757	W	08/20/2015	SCHOLASTIC CLASSROOM MAGAZINES	880390	RECONCILED:08/31/2015		490.05
067756	W	08/20/2015	SCHOLASTIC NEWS	007912	RECONCILED:08/31/2015		457.38
067696	W	08/14/2015	SCHOLASTIC, INC. TEACHER STORE CUSTOMER SERVICE	007888	RECONCILED:08/31/2015		191.08
067758	W	08/20/2015	SCHOLASTIC, INC. TEACHER STORE CUSTOMER SERVICE	007888	RECONCILED:08/31/2015		158.22
067697	W	08/14/2015	SCHOOL SPECIALTY ORDER ENTRY	000027	RECONCILED:08/31/2015		273.11
067804	W	08/28/2015	SCHOOL SPECIALTY ORDER ENTRY	000027			1,983.67
067656	W	08/07/2015	SHEARER EQUIPMENT	005035	RECONCILED:08/31/2015		104.59
067657	W	08/07/2015	SHELBY BUYERS GROUP ATTN: RANDY EISENHAUSER	006018	RECONCILED:08/31/2015		100.00
067759	W	08/20/2015	SHELBY CITY BD OF EDUC GENERAL FUND	004730	RECONCILED:08/31/2015		349.73
067805	W	08/28/2015	SHELBY CITY BD OF EDUC GENERAL FUND	004730	RECONCILED:08/31/2015		622.99
067708	W	08/20/2015	SHELBY CITY BD OF EDUC HEALTH LIABILITY FUND	009048	RECONCILED:08/31/2015		200,374.28
067618	W	08/05/2015	SHELBY CITY BD OF EDUCATION FICA/SOCIAL SECURITY	009075	RECONCILED:08/31/2015		136.04
067710	W	08/20/2015	SHELBY CITY BD OF EDUCATION FICA/SOCIAL SECURITY	009075	RECONCILED:08/31/2015		176.04
067617	W	08/05/2015	SHELBY CITY BD OF EDUCATION MEDICARE	009074	RECONCILED:08/31/2015		5,619.27
067709	W	08/20/2015	SHELBY CITY BD OF EDUCATION MEDICARE	009074	RECONCILED:08/31/2015		5,499.31
067760	W	08/20/2015	SHELBY CITY SCHOOLS DIR OF TRANS	008009	RECONCILED:08/31/2015		427.67
067698	W	08/14/2015	SHELBY PARTS CO	000075	RECONCILED:08/31/2015		790.45

Date: 09/03/2015
 Time: 3:10 pm

SHELBY CITY SCHOOLS
 SORT BY VENDOR NAME
 Summary of Monthly Checks
 CHECK DATES BETWEEN 08/01/2015 AND 08/31/2015
 WARRANT CHECKS

Page: 5
 (CHEKPY)

CHECK	TYPE	DATE	VENDOR	VENDOR	STATUS/DATE	BANK CODE	CHECK AMOUNT
067658	W	08/07/2015	SHELBY PRINTING INC	000045	RECONCILED:08/31/2015		380.00
067761	W	08/20/2015	SHELBY PRINTING INC	000045	VOID: 08/26/2015		301.94
067806	W	08/28/2015	SHELBY PRINTING INC	000045			800.00
067659	W	08/07/2015	SHERWIN-WILLIAMS CO	002428	RECONCILED:08/31/2015		890.00
067660	W	08/07/2015	SHIFFLER EQUIPMENT SALES	000482	RECONCILED:08/31/2015		160.16
067762	W	08/20/2015	SIESEL DISTRBUTING	880392	RECONCILED:08/31/2015		181.86
067674	W	08/14/2015	SMITH DAIRY PRODUCTS CO	000146	RECONCILED:08/31/2015		1,372.14
067661	W	08/07/2015	STANTONS SHEET MUSIC INC	000156	RECONCILED:08/31/2015		413.32
067807	W	08/28/2015	STANTONS SHEET MUSIC INC	000156			324.81
067763	W	08/20/2015	STAPLES DIRECT/044329598-5 % MIKE HUGHES SALES REP	005542	RECONCILED:08/31/2015		681.07
067808	W	08/28/2015	STEPHANIE JANKOV	000135			233.77
067721	W	08/19/2015	TANNER LEE ORR	005213	RECONCILED:08/31/2015		500.00
067809	W	08/28/2015	TIFFANY SMEDLEY	880358			14.38
067810	W	08/28/2015	TIFFIN COLUMBIAN ATHLETIC DEPT	007456			150.00
067662	W	08/07/2015	TIME WARNER CABLE	006863	RECONCILED:08/31/2015		44.95
067699	W	08/14/2015	TIME WARNER CABLE	006863	RECONCILED:08/31/2015		32.06
067811	W	08/28/2015	TIMOTHY SMITH	880414			11.50
067812	W	08/28/2015	TOLLEY BUS REPAIR	009867			5,070.14
067663	W	08/07/2015	TOYS "R" US	006660	RECONCILED:08/31/2015		75.00
067700	W	08/14/2015	TRANSPORTATION ACCESSORI	000089	RECONCILED:08/31/2015		53.02
067665	W	08/07/2015	TRI-S CONTROL	006846	RECONCILED:08/31/2015		775.00
067764	W	08/20/2015	TRIDICO SIGN COMPANY MICHAEL TOD TRIDICO	006001	RECONCILED:08/31/2015		7,390.00
067664	W	08/07/2015	TSC ACCT#12601024	007497	RECONCILED:08/31/2015		1,096.33
067813	W	08/28/2015	U S BANK OFFICE EQUIPMENT FINANCE SERV.	880289			4,558.82
067765	W	08/20/2015	UNIVERSAL ENTERPRISES, INC.	005308	RECONCILED:08/31/2015		76.82
067814	W	08/28/2015	VAN BUREN HIGH SCHOOL ATHL. DEPT	880244			425.00
067711	W	08/20/2015	VISION SERVICES PLAN ATTN: FLORENCE F LEE	009083	RECONCILED:08/31/2015		2,540.65
067815	W	08/28/2015	WAL-MART STORE #01-1539	003195			988.42
067666	W	08/07/2015	XTEK PARTNERS, INC.	007987	RECONCILED:08/31/2015		1,495.00
067816	W	08/28/2015	XTEK PARTNERS, INC.	007987			15,067.00
067817	W	08/28/2015	ZULAMA LLC	005804			4,650.00
V VOIDED CHECKS			1	CHECK TOTALS	301.94		
R RECONCILED CHECKS			125	CHECK TOTALS	406,472.13		
W WARRANT CHECKS			195	CHECK TOTALS	553,472.13		
M MEMO CHECKS			0	CHECK TOTALS	0.00		
B REFUND CHECKS			0	CHECK TOTALS	0.00		
I INVESTMENT CHECKS			0	CHECK TOTALS	0.00		
T TRANSFER CHECKS			0	CHECK TOTALS	0.00		
D DISTRIBUTION CHECKS			0	CHECK TOTALS	0.00		
C PAYROLL CHECKS			0	CHECK TOTALS	0.00		
MISSING CHECKS			0				
** TOTAL CHECKS (LESS VOIDED)			194	** TOTAL NET	553,170.19		
*** TOTAL CHECKS WRITTEN			195	*** GRAND TOTALS	553,472.13		